


**L
A
M
P
I
R
A
N**

Lampiran 1

SURAT IZIN PRA PENELITIAN


PEMERINTAH PROVINSI JAWA TENGAH
RUMAH SAKIT UMUM DAERAH Dr. MOEWARDI
Jalan Kolonel Soearto No. 132 Surakarta Kode Pos 57126 Telp: (0271) 634634
 Faksimile: (0271) 637412, Email: ramoewardi@jatengprov.go.id
 Situs web: ramoewardi.jatengprov.go.id

SURAT IZIN
 Nomor: 045 / 300 / 2022
 Tentang
 Pelaksanaan Pra Penelitian

Dasar : Surat dari Dekan FIK-USB Surakarta nomor 005N/H6-4/07.01.2022 tanggal 07 Januari 2022 perihal permohonan Pra Penelitian

Memberikan izin kepada:


Nama : RAHAYU PUSPITANINGRUM
 NIM/NIP/NIK : 11180692N
 Institusi : D.IV Analis Kesehatan Fakultas Ilmu Kesehatan, Universitas Setia Budi Surakarta
 Judul Penelitian : Profil Kejadian Kanker Kandung kemih di RSUD Dr. Moewardi
 Untuk : Melaksanakan Pra Penelitian dalam rangka penyusunan Skripsi
 Lahan Penelitian : Instalasi Rekam Medis
 Masa Berlaku Izin : 13 Januari 2022 sampai dengan 12 Februari 2022

Peneliti harus patuh dan tunduk terhadap ketentuan berikut:

1. Peneliti menyerahkan Surat Izin Penelitian kepada penanggung jawab lahan sebelum melaksanakan penelitian.
2. Penelitian dilaksanakan selama jam kerja.
3. Penelitian tidak mengganggu pelayanan.
4. Biaya yang timbul akibat pelaksanaan penelitian menjadi tanggung jawab peneliti.
5. Penelitian dilaksanakan dengan menaati Panduan Penelitian dan Tata Tertib Penelitian yang berlaku di RSUD Dr. Moewardi.

Mas perhatian dan kerja sama Saudara, diucapkan terima kasih.

Surakarta, 13 Januari 2022
 a.n. DIREKTUR RSUD Dr. MOEWARDI
 Wakil Direktur Umum



 dr. Heri Bayu Astomo, Sp.An
 Pembina Tingkat I
 NIP. 19661013 200604 1 001

Tembusan:

1. Ketua Tim Pengawas Penelitian
2. Ketua KEPK RSUD Dr. Moewardi
3. Ka. Instalasi Rekam Medis
4. Arsip

Lampiran 2

SURAT IZIN PENELITIAN


PEMERINTAH PROVINSI JAWA TENGAH
RUMAH SAKIT UMUM DAERAH Dr. MOEWARDI
Jalan Kolonel Soearto No. 132 Surakarta Kode Pos 57126 Telepon: (0271) 634634
 Faksimile: (0271) 637412, Email: rsmoewardi@jatengprov.go.id
 Situs web: rsmoewardi.jatengprov.go.id

SURAT IZIN
 Nomor: 045 / 5.452 / 2022
 Tentang
 Pelaksanaan Penelitian

Dasar : a. Surat dari Dekan FIK-USB Surakarta nomor 0127N/H6-4/10.06.2022 tanggal 09 Juni 2022 perihal permohonan Penelitian
 b. Ethical Clearance, Nomor 720 / V / HREC / 2022, tanggal 06 Juni 2022

Memberikan izin kepada:

Nama : RAHAYU PUSPITANINGRUM
 NIM/NIP/NIK : 11180692N
 Institusi : D.IV Analis Kesehatan Fakultas Ilmu Kesehatan, Universitas Setia Budi Surakarta
 Judul Penelitian : Profil Kejadian Kanker Kandung Kemih di RSUD Dr. Moewardi Surakarta Tahun 2021
 Untuk : Melaksanakan Penelitian dalam rangka penyusunan Skripsi
 Lahan Penelitian : Instalasi Rekam Medis
 Masa Berlaku Izin : 21 Juni 2022 sampai dengan 20 Oktober 2022

Peneliti harus patuh dan tunduk terhadap ketentuan berikut:

1. Peneliti menyerahkan Surat Izin Penelitian kepada penanggung jawab lahan sebelum melaksanakan penelitian.
2. Penelitian dilaksanakan selama jam kerja.
3. Penelitian tidak mengganggu pelayanan.
4. Biaya yang timbul akibat pelaksanaan penelitian menjadi tanggung jawab peneliti.
5. Penelitian dilaksanakan dengan menaati Panduan Penelitian dan Tata Tertib Penelitian yang berlaku di RSUD Dr. Moewardi.

Atas perhatian dan kerja sama Saudara, diucapkan terima kasih.

Surakarta, 21 Juni 2022
 a.n. DIREKTUR RSUD Dr. MOEWARDI
 PROVINSI JAWA TENGAH
 PLT. Wakil Direktur Umum
 Wakil Direktur Pelayanan


 dr. Hen Dwi Purnomo, Sp.An
 Pembina Tingkat I
 NIP 19661013 200604 1 001
 

Tembusan:

1. Ketua Tim Pengawas Penelitian
2. Ketua KEPK RSUD Dr. Moewardi
3. Ka. Instalasi Rekam Medis
4. Arsip

Lampiran 3

SURAT PENGANTAR PENELITIAN



Nomor : 0127N/H6-4/10.06.2022
 Lamp. : -
 Hal : Permohonan Data

Kepada Yth. :
Direktur
RSUD Dr. Moewardi Surakarta
Di tempat

Dengan Hormat,
 Guna memenuhi persyaratan untuk keperluan penyusunan Tugas Akhir (TA) bagi Mahasiswa Semester Akhir Program Studi D4 Analis Kesehatan Fakultas Ilmu Kesehatan Universitas Setia Buditerkait bidang yang ditekuni. Dalam melaksanakan kegiatan tersebut bersama dengan ini kami mohon ijin bagi mahasiswa kami :

NAMA : Rahayu Puspitaningrum
NIM : 11180692N
PROGDI : D4 Analis Kesehatan
JUDUL : "Profil Kejadian Kanker Kandung Kemih di RSUD Dr. Moewardi Surakarta Tahun 2021"

Untuk dapat memperoleh data sekunder di Instalasi Rekam Medik dan Laboratorium Patologi Anatomi RSUD Dr. Moewardi Surakarta.

Demikian atas bantuan dan kerjasamanya kami ucapkan terima kasih.



Surakarta, 09 Juni 2022

Prof. dr. Marsetyawan HNE Soesatyo, M.Sc., Ph.D.

Lampiran 4

SURAT KELAIKAN ETIK

6/6/22, 3:03 PM

KEPK-RSDM

HEALTH RESEARCH ETHICS COMMITTEE
KOMISI ETIK PENELITIAN KESEHATAN

Dr. Moewardi General Hospital
RSUD Dr. Moewardi

ETHICAL CLEARANCE
KELAIKAN ETIK

Nomor : 720 / V / HREC / 2022

The Health Research Ethics Committee Dr. Moewardi
 Komisi Etik Penelitian Kesehatan RSUD Dr. Moewardi

after reviewing the proposal design, herewith to certify
 setelah menilainya rancangan penelitian yang diusulkan, dengan ini menyatakan


That the research proposal with topic:
 Bahwa usulan penelitian dengan judul

PROFIL KEJADIAN KANKER KANDUNG KEMIH DI RSUD Dr. MOEWARDI SURAKARTA TAHUN 2021

Principal investigator : Rahayu Puspitaningrum
 Peneliti Utama : 11180692N

Location of research : RSUD Dr. Moewardi Surakarta
 Lokasi Tempat Penelitian

is ethically approved
 Dinyatakan layak etik



Dr. Wahyu Dwi Atmoko, Sp.F.
 19770224 201001 1 004

<https://kemis-etika.rsmoewardi.com/track/ethicalclearance/11180692N-1000>

1/1

Lampiran 5

SURAT KETERANGAN BEBAS PLAGIASI

**SURAT KETERANGAN CEK PLAGIASI**

No: 333/H5-05/25.08.2022

Yang bertanda tangan ini :
Nama : Rina Handayani, S.IP., MIP
Jabatan : Kepala UPT Perpustakaan
Instansi : Universitas Setia Budi

Menerangkan bahwa
Nama : Rahayu Puspitaningrum
NIM : 11180692N
Fakultas/ Prodi : Ilmu Kesehatan / D-IV Analis Kesehatan
Judul Tugas Akhir : PROFIL KEJADIAN KANKER KANDUNG KEMIH DI RSUD
Dr. MOEWARDI SURAKARTA TAHUN 2021

Telah dilakukan cek plagiasi di UPT Perpustakaan Universitas Setia Budi Surakarta menggunakan aplikasi turnitin dengan prosentase *similarity* 23%.

Kesalahan tata tulis (*typo*) tidak bisa terdeteksi Turnitin dan bukan menjadi tanggung jawab UPT Perpustakaan.

Demikian surat keterangan ini kami buat agar dapat digunakan sebagaimana mestinya.

Surakarta, 25 Agustus 2022

Ka. UPT Perpustakaan



Rina Handayani, S.IP., MIP



Similarity Report ID: oid:27488:21334471

PAPER NAME	AUTHOR
PROFIL KEJADIAN KANKER KANDUNG KEMIH DI RSUD Dr. MOEWARDI SURAKAR TA TAHUN 2021	Rahayu Puspitaningrum_11180692N.docx

WORD COUNT	CHARACTER COUNT
12745 Words	73784 Characters

PAGE COUNT	FILE SIZE
83 Pages	878.4KB

SUBMISSION DATE	REPORT DATE
Aug 25, 2022 1:47 PM GMT+7	Aug 25, 2022 1:50 PM GMT+7

● 23% Overall Similarity

The combined total of all matches, including overlapping sources, for each database.

- 23% Internet database
- 5% Publications database
- Crossref database
- Crossref Posted Content database

● Excluded from Similarity Report

- Submitted Works database
- Bibliographic material
- Quoted material
- Small Matches (Less than 10 words)

Lampiran 6

Hasil Penelitian

No	Nama	No RM	JK	Usia	Pekerjaan	Gambaran Histopatologi	Derajat Diferensiasi	Stadium	Keterangan
1	M	2101020114	L	56	Petani	Transitional Cell Carcinoma	High Grade	T4, N1, M1b (Stadium IV)	Invasi ke Prostat
2	Y.A.W	2101040404	L	55	Petani	Transitional Cell Carcinoma	Low Grade	Ta, N0, M0 (Stadium 0a)	Papiler Non Invasif
3	S.P	2101040985	L	72	Petani	Transitional Cell Carcinoma	High Grade	T2, N0, M0 (Stadium II)	Invasi ke Otot
4	S	2101050118	L	56	Karyawan Swasta	Transitional Cell Carcinoma	Low Grade	Ta, N0, M0 (Stadium 0a)	Papiler Non Invasif
5	S.S	2101060141	L	69	Petani	Transitional Cell Carcinoma	High Grade	T2, N0, M0 (Stadium II)	Invasi ke Tunika Muskularis
6	M	2101060509	L	47	Petani	Transitional Cell Carcinoma	Low Grade	T2, N0, M0 (Stadium II)	Invasi ke otot
7	S	2101070391	L	74	Karyawan Swasta	Transitional Cell Carcinoma	High Grade	T2, N0, M0 (Stadium II)	Invasi ke Otot
8	S.S.T	2101110805	L	81	Petani	Transitional Cell Carcinoma	High Grade	T2, N0, M0 (Stadium II)	Invasi ke Otot
9	S	2101130106	P	69	Ibu Rumah Tangga	Transitional Cell Carcinoma	High Grade	T2, N0, M0 (Stadium II)	Invasi pada Lapisan Dasar Buli
10	T	2101210036	L	45	Petani	Transitional Cell Carcinoma	Low Grade	Ta, N0, M0 (Stadium 0a)	Papillary Nnon Invasive
11	S.M	2101200080	L	83	Petani	Transitional Cell Carcinoma	High Grade	Ta, N0, M0 (Stadium 0a)	Papillary Nnon Invasive
12	W	2101220743	L	60	Petani	Transitional Cell Carcinoma	High Grade	T4, N2, M1 (Stadium IV)	Metastasis

No	Nama	No RM	JK	Usia	Pekerjaan	Gambaran Histopatologi	Derajat Diferensiasi	Stadium	Keterangan
14	N	2101250734	P	68	Ibu Rumah Tangga	Carcinoma Transitional Cell Carcinoma	High Grade	(Stadium IV) T4, N1, M1	Metastasis
15	S	2101260069	L	57	Petani	Carcinoma Transitional Cell Carcinoma	High Grade	(Stadium IV) T4, N2, M1	Metastasis dan Diferensiasi Skuamosa
16	S	2101270022	P	53	Ibu Rumah Tangga	Carcinoma Transitional Cell Carcinoma	Low Grade	Ta, N0, M0 (Stadium 0a)	Papillary Non Invasive
17	S.P	2101290776	L	72	Petani	Carcinoma Transitional Cell Carcinoma	High Grade	T2, N0, M0 (Stadium II)	Invasi ke Otot
18	P	2102040592	P	69	Petani	Carcinoma Transitional Cell Carcinoma	Low Grade	Ta, N0, M0 (Stadium 0a)	Papillary Non Invasive
19	Y	2102050833	L	55	Petani	Carcinoma Transitional Cell Carcinoma	High Grade	T4, N1, M1 (Stadium IV)	Metastasis
20	S	2102080462	P	57	Ibu Rumah Tangga	Carcinoma Transitional Cell Carcinoma	Low Grade	Ta, N0, M0 (Stadium 0a)	Papillary Non Invasive
21	M	2011180059	P	45	Ibu Rumah Tangga	Carcinoma Transitional Cell Carcinoma	Low Grade	Ta, N0, M0 (Stadium 0a)	Papillary Non Invasive
22	W.M	2011210113	L	79	Petani	Carcinoma Transitional Cell Carcinoma	Low Grade	T1, N0, M0 (Stadium I)	Invasi ke Lamina Propria
23	S	2011261324	L	57	Buruh	Carcinoma Transitional Cell Carcinoma	High Grade	T4, N2, M1 (Stadium IV)	Metastasis banyak, Diferensiasi Skuamosa
24	A.S	2011290039	L	77	Buruh	Carcinoma Transitional Cell Carcinoma	High Grade	T3, N1, M0 (Stadium III)	Invasi Jaringan perivesikal
25	T	2012011113	L	70	Petani	Carcinoma Transitional Cell Carcinoma	Low Grade	T4, N1, M1 (Stadium IV)	Invasi ke Prostat
26	M.S.S	2012021164	L	72	Petani	Carcinoma Transitional Cell Carcinoma	High Grade	T4, N1, M1 (Stadium IV)	Metastasis, invasi ke Jaringan Ikat

No	Nama	No RM	JK	Usia	Pekerjaan	Gambaran Histopatologi	Derajat Diferensiasi	Stadium	Keterangan
27	N.P	2012030923	P	29	Ibu Rumah Tangga	Adenocarcinoma	High Grade	T4, N2, M1 (Stadium IV)	Invasi ke Servix
28	K	2012031240	L	68	Karyawan	Transitional Cell Carcinoma	High Grade	T2, N0, M0 (Stadium II)	Invasi ke Tunika Muskularis
29	S	2012040706	L	61	Petani	Transitional Cell Carcinoma	Low Grade	T2, N0, M0 (Stadium II)	Invasi ke Otot
30	T.S	2012070914	L	63	Karyawan Swasta	Transitional Cell Carcinoma	Low Grade	T1, N0, M0 (Stadium I)	Invasi ke Lamina Propria
31	W	2012140271	P	54	Petani	Skuamosa Cell Carcinoma Keratinized	Low Grade	Ta, N0, M0 (Stadium 0a)	Papillary Non Invasive
32	D	2112070122	L	80	Petani	Transitional Cell Carcinoma	High Grade	T2, N0, M0 (Stadium II)	Invasi ke Tunika Muskularis Propria
33	S.S	2112150035	L	68	Karyawan Swasta	Transitional Cell Carcinoma	High Grade	T2, N0, M0 (Stadium II)	Invasi ke Tunika Muskularis Propria
34	S	2112150235	L	73	Karyawan Swasta	Transitional Cell Carcinoma	High Grade	T2, N0, M0 (Stadium II)	Invasi ke Tunika Muskularis Propria
35	T	2112170419	P	63	Ibu Rumah Tangga	Transitional Cell Carcinoma	High Grade	T2, N0, M0 (Stadium II)	Invasi ke Otot
36	S	2112170725	P	52	Petani	Adenocarcinoma	Low Grade	Ta, N0, M0 (Stadium 0a)	Papillary Non Invasive
37	L	2112210113	L	65	Petani	Transitional Cell Carcinoma	High Grade	T2, N0, M0 (Stadium II)	Invasi ke Tunika Muskularis Propria
38	S	2112210701	P	64	Buruh	Transitional Cell Carcinoma	Low Grade	Ta, N0, M0 (Stadium II)	Papillary Non Invasive
39	S	2112210817	L	61	Pedagang	Transitional Cell Carcinoma	High Grade	T2, N0, M0 (Stadium II)	Invasi ke Tunika Muskularis Propria
40	S	2112220033	P	53	Petani	Transitional Cell	High Grade	T2, N0, M0	Invasi ke Otot

No	Nama	No RM	JK	Usia	Pekerjaan	Gambaran Histopatologi	Derajat Diferensiasi	Stadium	Keterangan
41	K	2112240016	P	82	Petani	Carcinoma Transitional Cell Carcinoma	Low Grade	(Stadium II) T _a , N ₀ , M ₀	Papillary Non Invasive
42	P	2112240040	L	67	Karyawan Swasta	Transitional Cell Carcinoma	High Grade	(Stadium 0a) T ₂ , N ₀ , M ₀	Invasi ke Muskularis Propia
43	S	2111230715	P	64	Buruh	Transitional Cell Carcinoma	Low Grade	(Stadium 0a) T _a , N ₀ , M ₀	Papillary Non Invasive
44	S	2111250458	L	73	Karyawan Swasta	Transitional Cell Carcinoma	High Grade	(Stadium II) T ₂ , N ₀ , M ₀	Invasi ke Muskularis Propia
45	M	2111250669	L	74	Petani	Transitional Cell Carcinoma	High Grade	(Stadium II) T ₂ , N ₀ , M ₀	Invasi ke Muskularis Propia
46	S	2111290096	P	57	Petani	Transitional Cell Carcinoma	High Grade	(Stadium II) T ₂ , N ₀ , M ₀	Invasi ke Otot
47	R.M.R	2111290894	L	67	Karyawan Swasta	Transitional Cell Carcinoma	High Grade	(Stadium II) T ₂ , N ₀ , M	Invasi ke Muskularis Propia
48	S	2112010124	L	57	Karyawan Swasta	Transitional Cell Carcinoma	High Grade	(Stadium II) T ₂ , N ₀ , M ₀	Invasi ke Muskularis Propia
49	S	211202005	L	65	Petani	Transitional Cell Carcinoma	High Grade	(Stadium II) T ₂ , N ₀ , M ₀	Invasi ke Muskularis Propia
50	L	2112060083	L	63	Petani	Transitional Cell Carcinoma	High Grade	(Stadium II) T ₂ , N ₀ , M ₀	Invasi ke Muskularis Propia
51	M	2112060083	P	45	Wiraswasta	Transitional Cell Carcinoma	Low Grade	(Stadium 0a) T _a , N ₀ , M ₀	Papillary Non Invasive
52	S	2112060222	L	73	PNS	Transitional Cell Carcinoma	High Grade	(Stadium II) T ₂ , N ₀ , M ₀	Invasi ke Otot
53	T	2112070032	L	79	Petani	Transitional Cell Carcinoma	High Grade	(Stadium II) T ₂ , N ₀ , M ₀	Invasi ke Otot

No	Nama	No RM	JK	Usia	Pekerjaan	Gambaran Histopatologi	Derajat Diferensiasi	Stadium	Keterangan
54	M	2111080570	L	74	Petani	Transitional Cell Carcinoma	High Grade	T2, N0, M0 (Stadium II)	Invasi ke Muskularis Propia
55	P.R	2111080665	L	45	Wiraswasta	Transitional Cell Carcinoma	Low Grade	Ta, M0, N0 (Stadium II)	Papillary Non Invasive
56	S	211081112	L	79	Petani	Transitional Cell Carcinoma	Low Grade	T2, N0, M0 (Stadium II)	Invasi ke Muskularis Propia
57	P	2111081251	P	66	Ibu Rumah Tangga	Transitional Cell Carcinoma	High Grade	T2, N0, M0 (Stadium II)	Invasi ke Otot
58	G	2111150765	P	50	Ibu Rumah Tangga	Transitional Cell Carcinoma	Low Grade	Ta, N0, M0 (Stadium II)	Papillary Non Invasive
59	S	2111150997	L	61	Pedagang	Transitional Cell Carcinoma	High Grade	T2, N0, M0 (Stadium II)	Invasi ke Muskularis Propia
60	D	2111151327	P	60	Guru	Transitional Cell Carcinoma	High Grade	T2, N0, M0 (Stadium II)	Metastasis ke Labium Minor
61	D	2111181199	L	74	Petani	Transitional Cell Carcinoma	High Grade	T2, N0, M0 (Stadium II)	Invasi ke Muskularis Propia
62	H.R	2111190567	L	65	Petani	Transitional Cell Carcinoma	Low Grade	Ta, N0, M0 (Stadium II)	Papillary Non Invasive
63	R.W	2110150732	P	46	Karyawan Swasta	Adenocarcinoma	High Grade	T2, N0, M0 (Stadium II)	Invasi ke Muskularis Propia
64	S	2110190107	L	73	Karyawan Swasta	Transitional Cell Carcinoma	High Grade	T2, N0, M0 (Stadium II)	Invasi ke Muskularis Propia
65	M.S	2110230133	L	81	Karyawan Swasta	Transitional Cell Carcinoma	High Grade	T2, N0, M0 (Stadium II)	Invasi ke Otot
66	LB	2110281165	L	66	Petani	Small Cell Carcinoma	High Grade	T4, N2, M1 (Stadium II)	Invasi ke Prostat
67	M	2111010181	L	56	Petani	Transitional Cell Carcinoma	High Grade	T4, N2, M1 (Stadium II)	Invasi ke Prostat

No	Nama	No RM	JK	Usia	Pekerjaan	Gambaran Histopatologi	Derajat Diferensiasi	Stadium	Keterangan
68	M	2111010510	L	56	Petani	Transitional Cell Carcinoma	High Grade	Ta, N0, M0 (Stadium 0a)	Papillary Non Invasive
69	S	2111010631	P	52	Petani	Transitional Cell Carcinoma	Low Grade	Ta, N0, M0 (Stadium 0a)	Papillary Non Invasive
70	S	2111030321	L	72	Karyawan Swasta	Transitional Cell Carcinoma	Low Grade	Ta, N0, M0 (Stadium 0a)	Papillary Non Invasive
71	S	2111030490	P	39	Ibu Rumah Tangga	Adenocarsinoma	Low Grade	Ta, N0, M0 (Stadium 0a)	Papillary Non Invasive
72	S	2111050015	P	57	Petani	Transitional Cell Carcinoma	High Grade	T2, N0, M0 (Stadium II)	Invasi ke Muskularis Propia
73	S	2111050623	L	71	Wiraswasta	Transitional Cell Carcinoma	High Grade	T2, N0, M0 (Stadium II)	Invasi ke Muskularis Propia
74	S	2108210032	P	65	Petani	Transitional Cell Carcinoma	High Grade	T2, N0, M0 (Stadium II)	Invasi ke Otot
75	M	2108240107	L	56	Petani	Transitional Cell Carcinoma	High Grade	T4, N2, M1 (Stadium IV)	Invasi ke Prostat
76	S.P	2109040094	L	78	Pensiunan	Transitional Cell Carcinoma	High Grade	T4, N1, M1 (Stadium IV)	Metastasis ke Prostat
77	B.S	2109040102	L	74	Pensiunan	Transitional Cell Carcinoma	High Grade	T4, N2, M1 (Stadium IV)	Metastasis
78	W.P.W	2109270843	L	53	Buruh	Transitional Cell Carcinoma	Low Grade	Ta, N0, M0 (Stadium 0a)	Papillary Non Invasive
79	S	2110010170	P	67	Petani	Transitional Cell Carcinoma	High Grade	T2, N0, M0 (Stadium II)	Invasi ke Muskularis Propia
80	S	2110060575	L	72	Karyawan Swasta	Transitional Cell Carcinoma	Low Grade	Ta, N0, M0 (Stadium 0a)	Papillary Non Invasive
81	G	2110060849	L	59	Karyawan	Transitional Cell	Low Grade	Ta, N0, M0	Papillary Non Invasive

No	Nama	No RM	JK	Usia	Pekerjaan	Gambaran Histopatologi	Derajat Diferensiasi	Stadium	Keterangan
82	P	2110071117	L	51	Swasta TNI	Carcinoma Transitional Cell Carcinoma	Low Grade	(Stadium 0a) T2, N0, M0	Invasi ke Otot
83	T	2110130193	L	70	Petani	Transitional Cell Carcinoma	Low Grade	Ta,N0, M0 (Stadium 0a)	Papillary Non Invasive
84	S.S	2110150195	L	40	Pedagang	Transitional Cell Carcinoma	Low Grade	Ta, N0, M0 (Stadium 0a)	Papillary Non Invasive
85	S	2106120021	P	46	Karyawan Swasta	Transitional Cell Carcinoma	Low Grade	Ta, N0, M0 (Stadium 0a)	Papillary Non Invasive
86	W.S	2106120030	L	73	Buruh	Transitional Cell Carcinoma	High Grade	T2,N0, M0 (Stadium II)	Invasi ke Muskularis Propia
87	S	2106240817	P	69	Ibu Rumah Tangga	Transitional Cell Carcinoma	Low Grade	Ta, N0, M0 (Stadium 0a)	Papillary Non Invasive
88	J	2106241109	L	71	Ibu Rumah Tangga	Transitional Cell Carcinoma	High Grade	T4, N2, M1 (Stadium IV)	Metastasis
89	K	2106081038	P	68	Petani	Transitional Cell Carcinoma	High Grade	Ta, N0, M0 (Stadium 0a)	Papillary Non Invasive
90	R	2106290336	L	71	Petani	Transitional Cell Carcinoma	High Grade	Ta, N0, M0 (Stadium 0a)	Papillary Non Invasive
91	W	2107020521	L	51	Karyawan Swasta	Transitional Cell Carcinoma	Low Grade	Ta, N0, M0 (Stadium 0a)	Papillary Non Invasive
92	W	2107130693	L	59	Karyawan Swasta	Transitional Cell Carcinoma	High Grade	T4, N1, M1 (Stadium IV)	Invasi ke otot meluas ke Prostat
93	R.A	2107140208		63	Wiraswasta	Transitional Cell Carcinoma	High Grade	T2, N0, M0 (Stadium II)	Invasi ke Muskularis Propia
94	W	2107260123	P	54	Petani	Skuamosa Cell Carsinoma Keratinized	Low Grade	Ta, N0, M0 (Stadium 0a)	Papillary Non Invasive

No	Nama	No RM	JK	Usia	Pekerjaan	Gambaran Histopatologi	Derajat Diferensiasi	Stadium	Keterangan
95	L	2108060729	L	79	Petani	Transitional Cell Carcinoma	Low Grade	Ta, N0, M0 (Stadium 0a)	Papillary Non Invasive
96	S	2105170794	L	67	Wiraswasta	Transitional Cell Carcinoma	Low Grade	T2, N0, M0 (Stadium II)	Invasi Ke Muskularis Propia
97	H.P	2105180400	L	51	Karyawan Swasta	Transitional Cell Carcinoma	Low Grade	Ta, N0, M0 (Stadium 0a)	Papillary Non Invasive
98	P	2105230047	P	63	Ibu Rumah Tangga	Transitional Cell Carcinoma	Low Grade	Ta, N0, M0 (Stadium 0a)	Papillary Non Invasive
99	M	2105250965	P	54	Ibu Rumah Tangga	Transitional Cell Carcinoma	Low Grade	Ta, N0, M0 (Stadium 0a)	Papillary Non Invasive
100	M.W.P	2105270941	L	79	Buruh	Transitional Cell Carcinoma	High Grade	T4, N2, M1 (Stadium IV)	Metastasis
101	S.M	2105271037	L	85	PNS	Transitional Cell Carcinoma	High Grade	T2, N0, M0 (Stadium II)	Invasi ke Muskularis Propia
102	Y	2106020035	L	72	Petani	Transitional Cell Carcinoma	Low Grade	Ta, N0, M0 (Stadium 0a)	Papillary Non Invasive
103	M.D.M	2106020174	L	67	Buruh	Transitional Cell Carcinoma	Low Grade	T1, N0, M0 (Stadium I)	Invasi ke Lamina Propia
104	S	2106020201	L	67	Petani	Transitional Cell Carcinoma	High Grade	T2, N0, M0 (Stadium II)	Invasi ke Muskularis Propia
105	T	2106080546	L	70	Petani	Transitional Cell Carcinoma	Low Grade	Ta, N0, M0 (Stadium 0a)	Papillary Non Invasive
106	S.M.W	2106100349	L	83	Petani	Transitional Cell Carcinoma	High Grade	Ta, N0, M0 (Stadium 0a)	Papillary Non Invasive
107	S	2106100349	P	57	Ibu Rumah Tangga	Transitional Cell Carcinoma	Low Grade	Ta, N0, M0 (Stadium 0a)	Papillary Non Invasive
108	A.H	2104260774	L	41	Wiraswasta	Transitional Cell	Low Grade	Ta, N0, M0	Papillary Non Invasive

No	Nama	No RM	JK	Usia	Pekerjaan	Gambaran Histopatologi	Derajat Diferensiasi	Stadium	Keterangan
109	T.M	2104270277	L	60	Wiraswasta	Carcinoma Transitional Cell	Low Grade	(Stadium 0a) T _a , N ₀ , M ₀	Papillary Non Invasive
110	G.S	2104280491	L	70	Petani	Carcinoma Transitional Cell	Low Grade	(Stadium 0a) T _a , N ₀ , M ₀	Papillary Non Invasive
111	S	2105030025	L	70	Petani	Carcinoma Transitional Cell	Low Grade	(Stadium 0a) T ₂ , N ₀ , M ₀	Invasi Ke Muskularis Propia
112	E.S	2105030654	L	43	Wiraswasta	Carcinoma Transitional Cell	Low Grade	(Stadium II) T _a , N ₀ , M ₀	Papillary Non Invasive
113	D.S.S	2105030415	L	78	Pensiunan	Carcinoma Transitional Cell	High Grade	(Stadium 0a) T _a , N ₀ , M ₀	Papillary Non Invasive
114	S.S	2105050108	L	69	Petani	Carcinoma Transitional Cell	High Grade	(Stadium II) T ₂ , N ₀ , M ₀	Invasi ke Muskularis Propia
115	C.K.M	2105061076	P	64	Ibu Rumah Tangga	Adenocarcinoma	Low Grade	(Stadium 0a) T _a , N ₀ , M ₀	Papillary Non Invasive
116	M.I	2105140028	L	25	Wiraswasta	Carcinoma Transitional Cell	Low Grade	(Stadium 0a) T _a , N ₀ , M ₀	Papillary Non Invasive
117	S	2105170504	P	46	Karyawan Swasta	Carcinoma Transitional Cell	Low Grade	(Stadium 0a) T _a , N ₀ , M ₀	Papillary Non Invasive
118	S	2104130538	L	62	Petani	Carcinoma Transitional Cell	High Grade	(Stadium IV) T ₄ , N ₁ , M ₁	Metastases ke Prostat
119	W	2104140920	L	53	Petani	Carcinoma Transitional Cell	High Grade	(Stadium II) T ₂ , N ₀ , M ₀	Invasi ke Otot
120	P	2104141202	L	64	Petani	Carcinoma Transitional Cell	High Grade	(Stadium IV) T ₄ , N ₂ , M ₁	Metastasis ke Prostat
121	S	2104141390	L	62	Wiraswasta	Carcinoma Transitional Cell	High Grade	(Stadium II) T ₂ , N ₀ , M ₀	Invasi ke Otot
122	A	2104160844	L	65	Karyawan	Carcinoma Transitional Cell	High Grade	(Stadium II) T ₂ , N ₀ , M ₀	Invasi ke Muskularis

No	Nama	No RM	JK	Usia	Pekerjaan	Gambaran Histopatologi	Derajat Diferensiasi	Stadium	Keterangan
123	F	2104200971	P	40	Karyawan Swasta	Carcinoma Skuamosa Cell Carsinoma Keratinized	High Grade	(Stadium II) T4, N2, M1 (Stadium IV)	Propia Metastasis ke Servix
124	S.W	2104210733	P	72	Pensiunan	Transitional Cell Carcinoma	Low Grade	Ta, N0, M0 (Stadium 0a)	Papillary Non Invasive
125	Y.S	2104210956	L	55	PNS	Transitional Cell Carcinoma	High Grade	T4, N1, M1 (Stadium IV)	Metastasis
126	S	2104220708	L	62	Wiraswasta	Transitional Cell Carcinoma	High Grade	T2, N0, M0 (Stadium II)	Invasi ke Otot
127	S	2104260201	L	62	Wiraswasta	Small Cell Carcinoma	Low Grade	Ta, N0, M0 (Stadium 0a)	Papillary Non Invasive
128	J	2104260257	L	64	Petani	Skuamosa Cell Carsinoma Keratinized	High Grade	T4, N2, M1 (Stadium IV)	Metastasis
129	D.D.P	2012140577	L	76	Wiraswasta	Transitional Cell Carcinoma	High Grade	T2, N0, M0 (Stadium II)	Invasi ke Otot
130	M	2012171218	P	45	Wiraswasta	Transitional Cell Carcinoma	Low Grade	Ta, N0, M0 (Stadium 0a)	Papillary Non Invasive
131	S	2012210502	L	67	Petani	Transitional Cell Carcinoma	High Grade	T2, N0, M0 (Stadium II)	Invasi ke Muskularis Propia
132	H.K	2104060181	L	74	Pensiunan	Transitional Cell Carcinoma	High Grade	T2, N0, M0 (Stadium II)	Invasi ke Muskularis Propia
133	S	2104060840	L	62	Wiraswasta	Transitional Cell Carcinoma	High Grade	T2, N0, M0 (Stadium II)	Invasi ke Otot
134	A.T.H	2104070079	L	79	Petani	Transitional Cell Carcinoma	Low Grade	Ta, N0, M0 (Stadium 0a)	Papillary Non Invasive

No	Nama	No RM	JK	Usia	Pekerjaan	Gambaran Histopatologi	Derajat Diferensiasi	Stadium	Keterangan
135	S	2104081590	L	85	PNS	Transitional Cell Carcinoma	High Grade	T2, N0, M0 (Stadium II)	Invasi ke Muskularis Propia
136	S	2104090248	L	57	Karyawan Swasta	Transitional Cell Carcinoma	High Grade	T2, N0, M0 (Stadium II)	Invasi ke Muskularis Propia
137	S	2104121042	P	57	Ibu Rumah Tangga	Transitional Cell Carcinoma	High Grade	T4, N2, M1 (Stadium IV)	Metastasis
138	S.M.W	2104130490	L	83	Petani	Transitional Cell Carcinoma	High Grade	T2, N0, M0 (Stadium II)	Invasi ke Muskularis Propia
139	W	2112240170	L	57	Karyawan Swasta	Transitional Cell Carcinoma	High Grade	T2, N0, M0 (Stadium II)	Invasi ke Otot
140	S	2112300033	L	73	PNS	Transitional Cell Carcinoma	High Grade	T2, N0, M0 (Stadium II)	Invasi Ke Muskularis propia
141	S	2112300025	P	57	Petani	Transitional Cell Carcinoma	High Grade	T2, N0, M0, (Stadium II)	Invasi ke Muskularis Propia
142	T	2112310005	L	53	Wiraswasta	Transitional Cell Carcinoma	High Grade	T2, N0, M0 (Stadium II)	Invasi Ke Muskularis Propia
143	T.I	2105110630	L	63	Karyawan Swasta	Transitional Cell Carcinoma	High Grade	T2, N0, M0 (Stadium II)	Invasi ke Muskularis Propia
144	M.LI	2105120774	L	40	Karyawan Swasta	Transitional Cell Carcinoma	Low Grade	Ta, N0, M0 (Stadium 0a)	Papillary non invasive
145	S	2106020115	L	59	Petani	Transitional Cell Carcinoma	High Grade	T2, N0, M0 (Stadium II)	Invasi ke Muskularis Propia
146	S	2106240708	L	63	Karyawan Swasta	Transitional Cell Carcinoma	High Grade	T2, N0, M0 (Stadium II)	Invasi ke Muskularis Propis
147	B.C.S	2106250763	P	54	Pensiunan	Transitional Cell Carcinoma	Low Grade	Ta, N0, M0 (Stadium 0a)	Papillary Non Invasive
148	S	2107010324	L	58	Petani	Transitional Cell Carcinoma	Low Grade	Ta, N0, M0	Papillary Non Invasive

No	Nama	No RM	JK	Usia	Pekerjaan	Gambaran Histopatologi	Derajat Diferensiasi	Stadium	Keterangan
149	G.S	2107078105	L	55	Petani	Carcinoma Adenocarsinoma	Low Grade	(Stadium 0a) T2, N0, M0	Invasi ke Muskularis Propia
150	N	2107140033	P	61	Petani	Transitional Cell Carcinoma	Low Grade	Ta, N0, M0 (Stadium 0a)	Papillary Non Invasive
151	S	2107150025	L	72	Petani	Adenocarsinoma	Low Grade	Ta, N0, M0 (Stadium 0a)	Papillary Non Invasive
152	S	2107290230	L	70	Petani	Transitional Cell Carcinoma	High Grade	T2, N0, M0 (Stadium II)	Invasi ke Muskularis Propia
153	S	21080614172	L	78	Wiraswasta	Transitional Cell Carcinoma	High Grade	T2, N0, M0 (Stadium II)	Invasi ke Muskularis Propia
154	T	21092506153	L	86	Petani	Transitional Cell Carcinoma	High Grade	T4, N1, M1 (Stadium IV)	Invasi ke Servix
155	S	21102600958	P	63	Petani	Transitional Cell Carcinoma	High Grade	T2, N0, M0 (Stadium II)	Invasi ke Muskularis Propia
156	S	21103101011	P	52	Ibu Rumah Tangga	Transitional Cell Carcinoma	Low Grade	Ta, N0, M0 (Stadium 0a)	Papillary Non Invasive
157	P	21103001022	L	69	Wiraswasta	Transitional Cell Carcinoma	High Grade	T2, N0, M0 (Stadium II)	Invasi ke Muskularis Propia
158	H.P	21022003087	L	68	Karyawan Swasta	Transitional Cell Carcinoma	Low Grade	T2, N0, M0 (Stadium II)	Invasi ke Muskularis Propia
159	S	21021703109	L	70	Petani	Transitional Cell Carcinoma	Low Grade	T2, N0, M0 (Stadium II)	Invasi ke Muskularis Propia
163	S	21021803559	L	70	Petani	Transitional Cell Carcinoma	High Grade	T2, N0, M0 (Stadium II)	Invasi ke Muskularis Propia
164	H.M	21123108041	L	60	Wiraswasta	Transitional Cell	Low Grade	T2, N0, M0	Invasi ke Muskularis

No	Nama	No RM	JK	Usia	Pekerjaan	Gambaran Histopatologi	Derajat Diferensiasi	Stadium	Keterangan
165	W.S	21123000805	L	85	Wiraswasta	Carcinoma Transitional Cell	High Grade	(Stadium II) T2, N0, M0	Propia Invasi ke Muskularis
166	B.R.S	21122060698	L	45	Wiraswasta	Carcinoma Transitional Cell	Low Grade	(Stadium II) Ta, N0, M0	Propia Papillary Non Invasive
167	P	21010842675	L	69	Wiraswasta	Carcinoma Transitional Cell	High Grade	(Stadium II) T2, N0, M0	Invasi ke Otot
168	S	21011502202	L	70	Petani	Carcinoma Transitional Cell	Low Grade	(Stadium 0a) Ta, N0, M0	Papillary Non Invasive
169	J.F	21011504641	L	62	Wiraswasta	Carcinoma Transitional Cell	High Grade	(Stadium II) T2, N0, M0	Invasi ke Otot
170	B.S.W	21011706503	L	70	Wiraswasta	Carcinoma Transitional Cell	High Grade	(Stadium 0a) Ta, N0, M0	Papillary Non Invasive
171	S	21012001234	L	68	Wiraswasta	Carcinoma Transitional Cell	High Grade	(Stadium II) T2, N0, M0	Invasi ke Otot
172	M	21012001821	P	45	Wiraswasta	Carcinoma Transitional Cell	Low Grade	(Stadium 0a) Ta, N0, M0	Papillary Non Invasive
173	G	21012404025	P	70	Petani	Carcinoma Transitional Cell	Low Grade	(Stadium 0a) Ta, N0, M0	Papillary Non Invasive
174	S	21012701323	L	51	Petani	Carcinoma Transitional Cell	High Grade	(Stadium II) T2, N0, M0	Invasi ke Muskularis Propia
175	K.P.W	21011280194	L	79	Petani	Carcinoma Transitional Cell	Low Grade	(Stadium 0a) Ta, N0, M0	Papillary No Invasive
176	J	21012805112	P	63	Ibu Rumah Tangga	Carcinoma Transitional Cell	Low Grade	(Stadium 0a) Ta, N0, M0	Papillary Non Invasive
177	N.S	21013100043	P	76	Pensiunan	Carcinoma Transitional Cell	High Grade	(Stadium II) T2, N0, M0	Invasi ke Otot
178	S	21020600025	P	70	Ibu Rumah	Carcinoma Transitional Cell	High Grade	(Stadium II) T2, N0, M0	Invasi ke Otot

No	Nama	No RM	JK	Usia	Pekerjaan	Gambaran Histopatologi	Derajat Diferensiasi	Stadium	Keterangan
179	T	21122009834	P	72	Tangga Wiraswasta	Carcinoma Transitional Cell	Low Grade	(Stadium II) Ta, N0, M0	Papillary Non Invasive
180	A.T	2112098787	L	71	Petani	Carcinoma Transitional Cell	Low Grade	(Stadium II) Ta, N0, M0	Papillary Non Invasive
181	M	21110989781	P	54	Ibu Rumah Tangga	Carcinoma Transitional Cell	Low Grade	(Stadium II) Ta, N0, M0	Papillary Non Invasive
182	A.S	21113400811	L	77	Buruh	Carcinoma Transitional Cell	Low Grade	(Stadium II) Ta, N0, M0	Papillary Non Invasive
183	S	21119807654	L	67	Buruh	Carcinoma Transitional Cell	Low Grade	(Stadium II) Ta, N0, M0	Papillary Non Invasive
184	L	21109887002	L	78	Petani	Carcinoma Transitional Cell	High Grade	(Stadium II) T2, N0, M0	Invasi ke Muskularis Propia
185	K.L	21110070311	P	66	Petani	Carcinoma Transitional Cell	High Grade	(Stadium II) T2, N0, M0	Invasi ke Otot
186	M.N	21110982311	L	54	Petani	Adenocarcinoma	High Grade	(Stadium II) T2, N0, M0	Invasi ke Otot
187	B.L	21109800345	L	53	Petani	Carcinoma Transitional Cell	High Grade	(Stadium II) T2, N0, M0	Invasi ke Muskularis Propia
188	K.O	21109800675	P	45	Wiraswasta	Carcinoma Transitional Cell	High Grade	(Stadium IV) T4, N1, M1	Invasi ke Servix
189	P	21109870054	P	67	Ibu Rumah Tangga	Carcinoma Transitional Cell	Low Grade	(Stadium II) Ta, N0, M0	Papillary Non Invasive
190	W.R	21105400403	L	77	Petani	Carcinoma Transitional Cell	High Grade	(Stadium II) T2, N0, M0	Invasi ke Muskularis Propia
191	S	21120975402	L	89	Petani	Carcinoma Transitional Cell	High Grade	(Stadium II) T2, N0, M0	Invasi ke Muskularis Propia

No	Nama	No RM	JK	Usia	Pekerjaan	Gambaran Histopatologi		Derajat Diferensiasi	Stadium	Keterangan
192	D.R	21123786003	L	67	Petani	Small Cell Carcinoma	Cell	Low Grade	Ta, N0, M0 (Stadium 0a)	Papillary Non Invasive
193	J.L	21112340056	L	65	Petani	Transitional Cell Carcinoma	Cell	High Grade	T2, N0, M0 (Stadium II)	Invasi ke Otot