

**L
A
M
P
I
R
A
N**

Lampiran 1. Surat Uji Kelaiakan

4/6/2021 KEPK-RSDM



HEALTH RESEARCH ETHICS COMMITTEE
KOMISI ETIK PENELITIAN KESEHATAN

Dr. Moewardi General Hospital
RSUD Dr. Moewardi

ETHICAL CLEARANCE
KELAIKAN ETIK

Nomor : 358 / III / HREC / 2021

The Health Research Ethics Committee Dr. Moewardi
 Komisi Etik Penelitian Kesehatan RSUD Dr. Moewardi

after reviewing the proposal design, hereby to certify
 setelah meneliti rancangan penelitian yang diusulkan, dengan ini menyatakan

That the research proposal with topic :
 Bahwa usulan penelitian dengan judul

Analisis Kualitatif Senyawa Ibuprofen pada Urin dan Rambut Menggunakan Kromatografi Gas – Spektrometri Massa (GC-MS)

Principal Investigator : Suti Darmawati
 Peneliti Utama : 23175137A

Location of research : Laboratorium Biologi Farmasi Universitas Gadjah Mada
 Lokasi Tempat Penelitian

Is ethically approved
 Dinyatakan layak etik

Issued on : 06 April 2021



Chairman
Ketua

Dr. Wahyuni Dwi Atmoko, Sp.F.
 19770224 201001 1 004

<http://kemitelika.rsudmoewardi.com/kemitelika/lebaran/23175137A-040>
1/1

Lampiran 2. Surat Keterangan Penelitian

KEPOLISIAN NEGARA REPUBLIK INDONESIA
DAERAH JAWA TENGAH
BIDANG LABORATORIUM FORENSIK



SURAT KETERANGAN
Nomor: Sket/64/XII/YAN.2.4./2021

Berdasarkan surat dari Dekan Fakultas Farmasi Universitas Setia Budi Solo Nomor: 517/H6-04/12.10.2021 tanggal 12 Oktober 2021, perihal: Permohonan Penelitian Skripsi, dengan ini Kepala Bidang Laboratorium Forensik Polda Jawa Tengah menerangkan bahwa Mahasiswa sebagaimana tersebut dibawah ini:

Nama : SUTI DARMAWATI
Nim : 23175137A
Program Studi: S1 FARMASI
Fakultas : FARMASI UNIVERSITAS SETIA BUDI

Benar-benar telah melaksanakan Penelitian Skripsi di Bidang Laboratorium Forensik Polda Jawa Tengah mulai tanggal 1 November s.d. 22 Desember 2021 dengan judul penelitian "**Analisis Kualitatif Senyawa Ibuprofen pada Urine dan Rambut Menggunakan Kromatografi Gas - Spektrometri Massa (GC-MS)**".

Demikian untuk menjadi maklum dan Surat Keterangan ini dapat dipergunakan sebagaimana mestinya bagi pihak yang berkepentingan.

Solo, 23 Desember 2021
KEPOLISIAN NEGARA REPUBLIK INDONESIA
DAERAH JAWA TENGAH
BIDANG LABORATORIUM FORENSIK
KEPALA

H. SLAMET ISWANTO, S.H.
KOMISARIS BESAR POLISI NRP 66090301


Lampiran 3. Sampel Urin



Urin 2 jam P1



Urin 4 jam P1



Urin 24 jam P1



Urin 2 jam P2



Urin 4 jam P2



Urin 24 jam P2



Urin 2 jam P3



Urin 4 jam P3



Urin 24 jam P3

Lampiran 4. Sampel Rambut



Rambut 1 bulan P1



Rambut 1 bulan P2



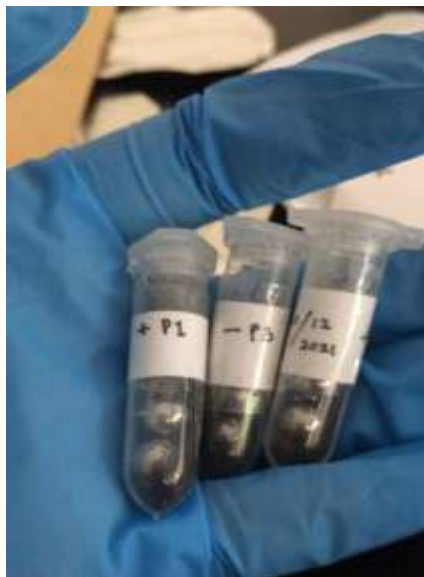
Rambut 1 bulan P3

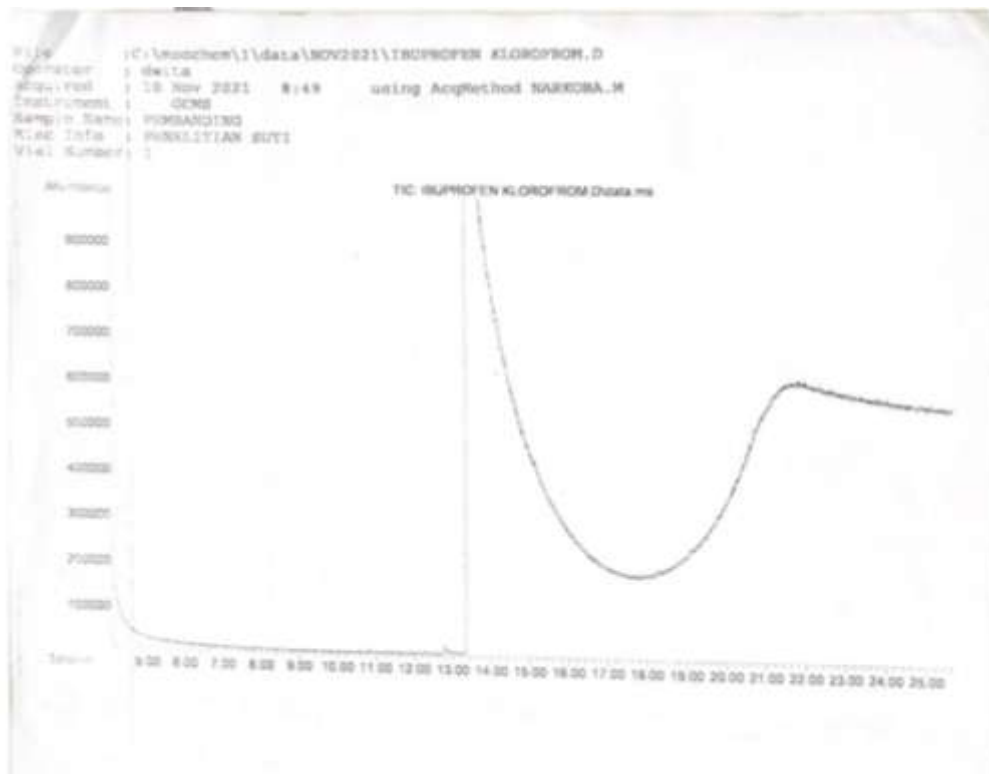
Lampiran 5. Alat GCMS


Lampiran 6. Proses Preparasi Sampel Urin

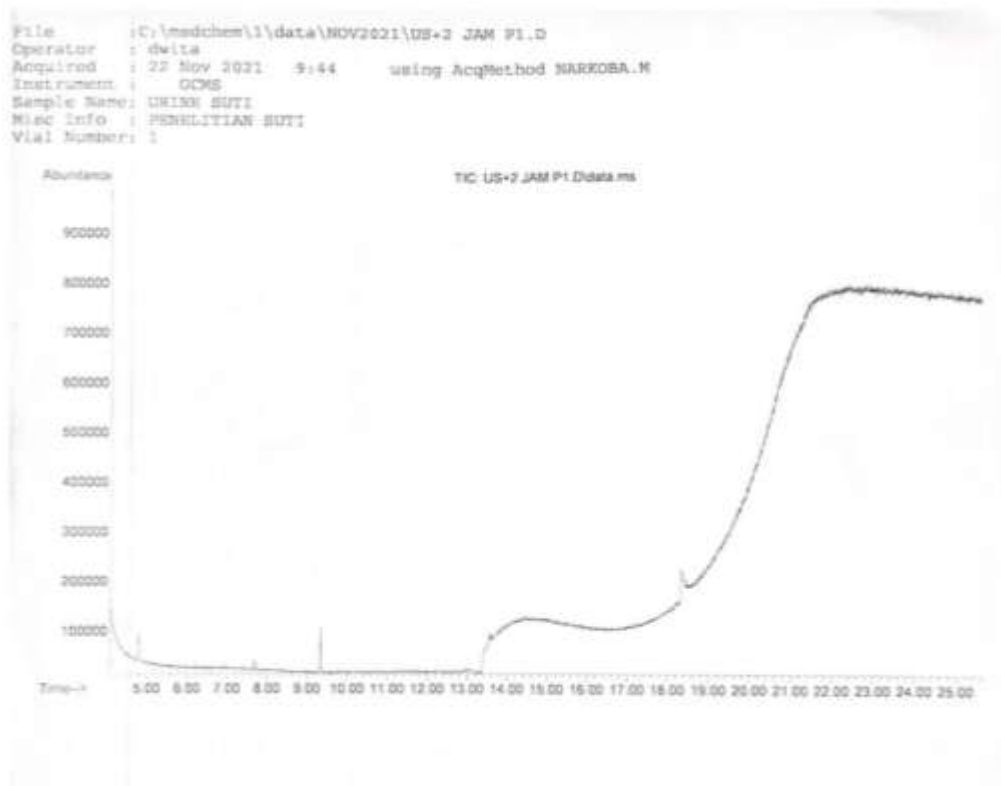


Lampiran 7. Proses Preparasi Sampel Rambut






Lampiran 8. Kromatogram Larutan Standar Ibuprofen




Lampiran 9. Kromatogram Urin P1 (2 jam)

File : C:\medchem\1\data\NOV2021\09+3 JAM P1.D
 Operator : Delta
 Acquired : 22 Nov 2021 9:44 using AcqMethod: BARRDA.M
 Inlet/Outlet : GCMS
 Sample Name: UKIND SUZI
 Misc Info : FORELITIAN SUZI
 Vial Number: 1



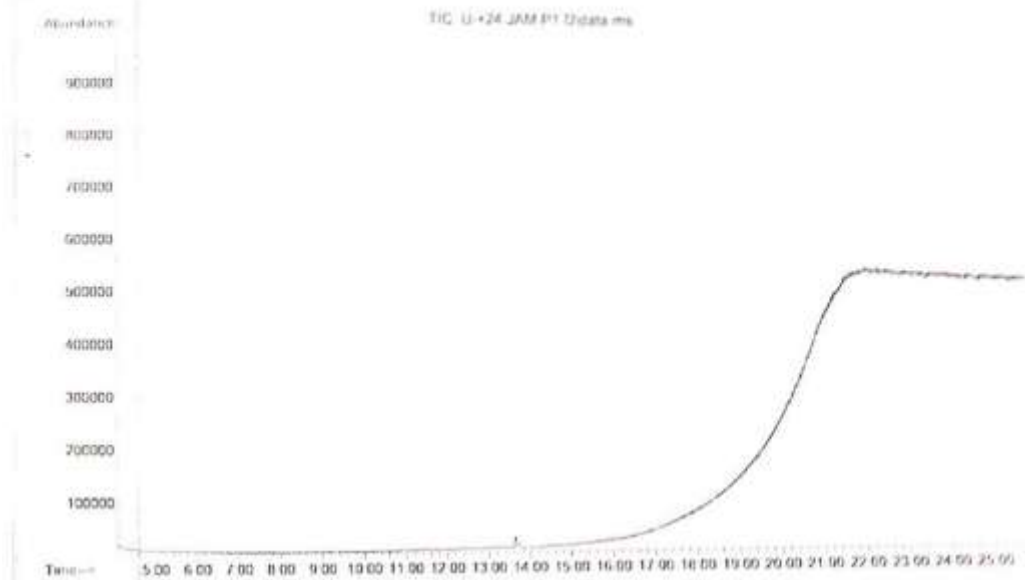
Lampiran 10. Kromatogram Urin P1 (4 Jam)

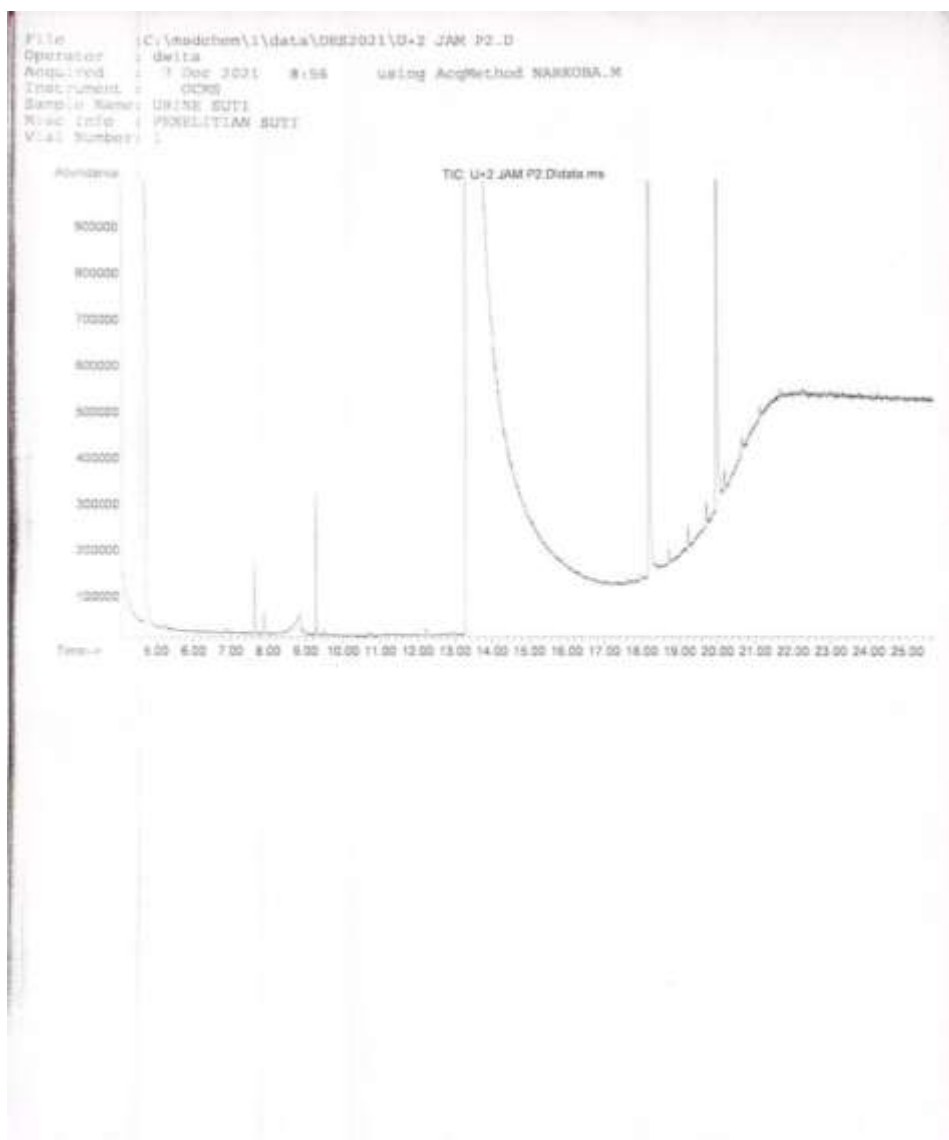
File: C:\msdchem\1\data\NOV2021\US-4 JAM P1.D
Operator: dwita
Acquired: 22 Nov 2021 11:10 using AcqMethod: MARIKONA.M
Integrator: GCMS
Sample Name: URINE SU21
Wad. Info: PINKLITIAN SU21
Vial Number: 1




Lampiran 11. Kromatogram Urin P1 (24 Jam)

File: C:\Agilent\bin\1\data\00000001\00000001.D
Operator: chris
Acquisition: 14 Nov 2014 9:04 using Agilent J4390A.M
Injection: 100
Sample Name: PERNAHDIPO
Mobile Phase: 99:00:01:98:00:01
Vial Number: 1



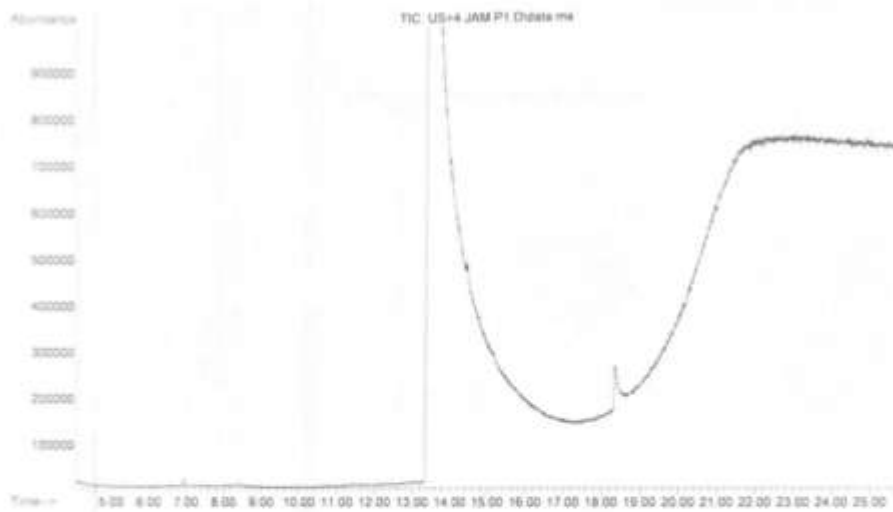
Lampiran 12. Kromatogram Urin P2 (2 Jam)

File : C:\medchem\data\NOV2001\US-2 JAM.P1.D
Operator : Skita
Acquired : 22 Nov 2001 9:44 using AcqMethod NARRIBA.M
Instruments : GCMS
Sample Name: UNINE BUTI
Peak Info : PENNSYLVIAN BUTI
Vial Number: 1





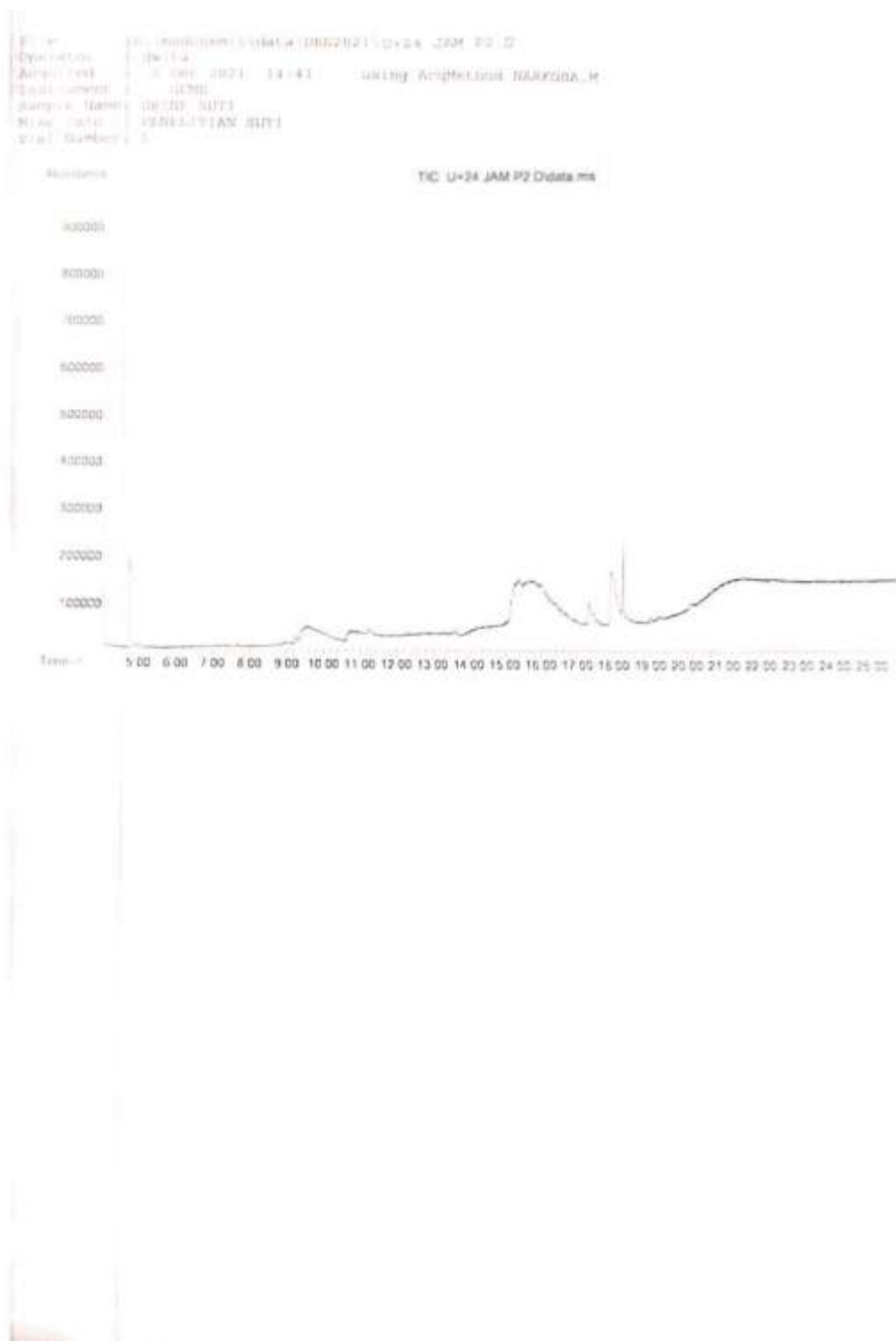
Lampiran 13. Kromatogram Urin P2 (4 Jam)


File : C:\msdchem\1\data\NOV2021\US+4 JAM P1.D
Operator : Delta
Acquired : 22 Nov 2021 11:18 using AcqMethod NARFDBA.M
Treatment : GCMS
Sample Name: URINE SUT1
Misc Data : PENALITIAN SUT1
Vial Number: 1





File : C:\msdchem\1\data\NOV2021\US-4 JAN P1.D
 Operator : delta
 Acquired : 22 Nov 2021 11:18 using AcqMethod HARRISA-M
 Instrument : GCMS
 Sample Name: CHINE SUTI
 Misc Info : PENNELLIAN SUTI
 Vial Number: 1





Lampiran 14. Kromatogram Urin P2 (24 Jam)

Lampiran 15. Kromatogram Urin P3 (2 Jam)

Lampiran 16. Kromatogram Urin P3 (4 Jam)

Lampiran 17. Kromatogram Urin P3 (24 Jam)

Lampiran 18. Kromatogram Rambut P1

Lampiran 19. Kromatogram Rambut P2

Lampiran 20. Kromatogram Rambut P3