

BAB V

KESIMPULAN DAN SARAN

A. Kesimpulan

Kesimpulan yang didapat dari penelitian yang sudah dilakukan adalah sebagai berikut:

1. Krim pada formula 1,2,3 dan 4 memenuhi uji mutu fisik dan uji stabilitas yang baik.
2. Sediaan krim ekstrak kulit buah rambutan memberikan efek *anti-aging* pada hewan uji yang telah dilakukan induksi sinar UV-A dengan meningkatkan parameter kolagen, elastisitas, kelembaban dan luas pori secara signifikan yang diukur menggunakan alat *Skin Analyzer* jika dilihat dari perubahan nilai parameter sebelum dan sesudah dioles krim.
3. Sediaan krim ekstrak etanol kulit buah rambutan dengan konsentrasi 3% memberikan efek paling efektif dibandingkan dengan krim dengan konsentrasi 6% dan 9%
4. Krim ekstrak kulit buah rambutan memiliki IIPR (indeks iritasi primer) sebesar 0,25 krim sangat sedikit mengiritasi dan IIO (indeks iritasi okular) sebesar 0,00 krim tidak mengiritasi sehingga krim ekstrak kulit buah rambutan aman digunakan sebagai produk kosmetik.

B. Saran

Berdasarkan penelitian yang telah dilakukan maka saran yang dapat disusun adalah sebagai berikut :

1. Perlu dilakukan pengembangan dalam bentuk sediaan topikal lain yang dapat digunakan sebagai *anti aging*.
2. Perlu dilakukan fraksinasi untuk pemisahan senyawa flavonoid agar memberikan efek *antiaging* yang efektif.
3. Perlu dilakukan pengukuran dengan menggunakan parameter yang lainnya.

DAFTAR PUSTAKA

- Achmad SA, 1986. *Kimia Organik Bahan Alam*. Universitas Terbuka. Jakarta.
- Adhi D. 2003. *Ilmu Penyakit Kulit Dan Kelamin*. Fakultas Kedokteran. Universitas Indonesia: Jakarta.
- Alfred M, James S, Arthur C. 1993. 1. *Farmasi Fisik, Dasar-dasar Kimia Fisik dalam Ilmu Farmasetik*. Jilid III. (Yoshita). Jakarta: UI Press.
- Amirlak B. 2015. *Skin Anatomy*. Departement Of Dermatology. New York University.
- Anief Moh. 2008. *Ilmu Meracik Obat*. Yogyakarta: Gadjah Mada University Press. hlm.71.
- Ansel H. C. 2008. *Pengantar Bentuk Sediaan Farmasi*, Ed ke-4. Penerjemah Ibrahim, F. Jakarta : UI Press.
- Anwar. 2012. *Eksipien Dalam Sediaan Farmasi Karakterisasi dan Aplikasi*. Jakarta: Penerbit Dian Rakyat.
- Aramo. 2012. *Skin and Hair Diagnosis System*. Sungnam: Aram Huvis Korea Ltd. hlm.1-10.
- Barel AO, Paye M and Maibach HI. 2009. *Handbook of Cosmetic Science and Technology*. 3rd Editio. Informa Healthcare USA, Inc., New York.
- Baumann L & Saghari S. 2009. *Basic Science of The Dermis*. Dalam L. S. Baumann, *Cosmetic Dermatology. Second edition*. (hlm. 8-42). New York: Me Grow Hill.
- Budiawan A. 2018. *Uji Aktivitas Antikerut Krim Mikroemulsi Dan Nanoemulsi Ekstrak Angkak (Red Yeast Rice) Secara in vitro Dan in vivo*. [Tesis]. Surakarta: Fakultas Farmasi. Universitas Setia Budi.
- Cronquist A. 1981. *An integrated System of Classification of Flowering Plants*, Colombia University Press. New York.
- Dalimartha S. 2005. Atlas Tumbuhan Obat Indonesia. Hal 49-51. Puspa Swara. Jakarta
- Deny F, Lestari K, dan Hakim Z. 2006. Penggunaan Vitamin E dan Vitamin C Topikal dalam Bidang Kosmetik. *Majalah Kedokteran Andalas*. 30(2):5
- De Gruijl FR. 2000. *Health Effects from Solar UV Radiation*. 72(3-4): 177-196.

- Departemen Kesehatan Republik Indonesia. 1995. *Materia Medika Indonesia*. Jilid VI. Jakarta
- Departemen Kesehatan Republik Indonesia. 2000. *Parameter Standart Umum Ekstrak Tumbuhan Obat*. Jakarta: Departemen Kesehatan Republik Indonesia.
- Departemen Kesehatan Republik Indonesia. 2008. *Farmakope Herbal Indonesia Edisi I*. Jakarta: Departemen Kesehatan Republik Indonesia.
- Departemen Kesehatan Republik Indonesia. 2013. *Farmakope Herbal Indonesia Edisi I*. Jakarta: Departemen Kesehatan Republik Indonesia
- Gozali B. 2009. *Formulasi Krim Pelembab Wajah yang Menggunakan Tabir Surya Nanopartikel Zink Oksida Salut Silikon*. Farmaka. 07. hlm. 37-47.
- Harbone JB. 1987. *Metode Fitokimia: Penuntun Cara Modern Menganalisis Tumbuhan*. Terjemahan oleh Padmawinata K dan Soedira I. 1996. Terbitan kedua. Bandung: ITB.
- Harborne JB. 1996. *Metode Fitokimia*. Cetakan II, diterjemahkan oleh Kosasih Padma Winata dan Iwang Soediro. ITB Press: Bandung. hlm. 70-72.
- Hayes AW. 2001. *Principles and Methods of Toxicology*. Volume 2, 4th ed. Taylor and Francis, London, 881.
- Helfrich YR, Sachs DL, and Voorhees JJ. 2008. *The Biology of Skin Ageing*. European Dermatology hlm. 39-42.
- Hery Winarsi. 2007. *Antioksidan Alami dan Radikal Bebas*. Yogyakarta: Kanisius. hlm. 11
- Irsan. 2013. *Uji Iritasi Krim Antioksidan Ekstrak Biji Lengkeng (Euphoria longana Stend) pada Kulit Kelinci (Oryctolagus cuniculus)*. Majalah Farmasi dan Farmakologi. Volume. 17. No.2 – Juli 2013. hlm. 55 – 60.
- Isfardiyana SH dan Safitri SR. 2014. Pentingnya melindungi kulit dari sinar ultraviolet dan cara melindungi kulit dengan sunblock buatan sendiri. *Inovasi dan kewirausahaan* 3(2):126-133.
- Junaidi. 2015. *Memahami Skala-Skala Pengukuran*. Fakultas Ekonomi dan Bisnis Universitas Jambi.Jambi.
- Kartadisastra HR. 1997. *Penyediaan dan Pengolahan Pakan Ternak Ruminansia*. Kanisius. Yogyakarta.

- Kibbe AH. 2009. Povidone. In: Rowe RC, Sheskey PJ, dan Quinn ME. ed *Handbook of Pharmaceutical Excipients 6th Edition*, Minneapolis, Pharmaceutical Press.
- Kristanti AN, Nanik SA, Mulyadi T, Bambang K. 2018. *Buku Ajar Fitokimia*. Surabaya: Universitas Airlangga.
- Kuncahyo I dan Sunardi. 2007. *Uji Aktivitas Antioksidan Ekstrak Belimbing Wuluh (Averrhoa bilimbi, L.) Terhadap 1,1-Diphenyl-2-Picrylhidrazyl (DPPH)*. Prosiding Seminar Nasional Teknologi. Yogyakarta.
- Lachman L, Lieberman HA, and Kanig JL. 1994. *Teori dan Praktik Industri Farmasi*. hlm. 643-705. diterjemahkan oleh Suyatmi S. Jakarta: UI Press.
- Lie Jin. 2012. *Phenolic Compound and Antioxidan Activity of Bulb Extract of Six Liliium Species Native to China Molecules* (2012), hlm. 9362
- Lu FC. 2002. *Lu's Basic Toxicology: fundamentals, target organs and risk assessment*, 4th ed. Taylor & Francis, New Fetter Lane, London.
- Mackiewicz ZA, Rimkevicius. 2008. *Skin Aging*. Gerontologija 9 (2) : 103-108.
- Mardikasar SA, Mallarangeng ANTA, Zubaydah WOS, Juswita E. 2017. *Formulasi dan Uji Stabilitas Lotion dari Ekstrak Etanol Daun Jambu Biji (Psidium guajava L .) Sebagai Antioksidan*. *Jurnal Farmasi Sains Dan Kesehatan*, 3(2): 28–32.
- Marhaeniyanto Eko, Sugeng Rusmiwari dan Sri Susanti. 2015. “Pemanfaatan Daun Kelor Untuk Meningkatkan Produksi Ternak Kelinci New Zealandwhite”. *Buana Sains*. Volume 15. nomor 2 (119-126).
- Marliani L, Velayanti R, Roni A. 2015. *Aktivitas antioksidan dan tabir surya pada ekstrak kulit buah pepaya (carica papaya L.)*. *Prosiding SNaPP Kesehatan*, 1(1): 319-324.
- Meydani W. 1995. *Antioxidants and Immune Response in Aged Persons : Overview of Present Evidence*. *American Journal of Clinical Nutrition*. 62: 1462 -1476
- Mitsui T. 1997. *New Cosmetic Science*. Edisi Kesatu. Amsterdam: Elsevier Science B.V. hlm. 13,19-21.
- Muchtadi Deddy. 2013. *Antioksidan dan Kiat Sehat di Usia Produktif*. Bandung: Alfabeta.
- Mukhriani. 2014. *Ekstraksi pemisahan senyawa dan identifikasi senyawa aktif*. *Kesehatan* 7(2): 361-367.

- Muliyawan D dan Suriana N. 2013. *A-Z Tentang Kosmetik*. Jakarta: PT Elex Media Komputindo. Hlm. 14, 16 – 17, 21 – 25, 141 – 142, 312.
- Naibaho DH, Yamkan VY, Weni Wiyono. 2013. Pengaruh Basis Salep Terhadap Formulasi Sediaan Salep Ekstrak Daun Kemangi (*Ocimum sanctum L.*) pada Kulit Punggung Kelinci yang dibuat Infeksi *Staphylococcus aureus*, *Jurnal ilmiah Farmasi-UNSRAT*. volume. 2 nomor. 02
- Pangaribuan L. 2017. Efek Samping Kosmetik dan Penanganannya bagi Kaum Perempuan. *Jurnal Keluarga Sehat Sejahtera*. volume. 5(2): 20-28
- Park HM & Hwang E. 2011. Royal Jelly Protects Againsts Ultraviolet Induced Photoaging in Human Skin Fibroblasts Via Enhancing Collagen Production. *J.Med.Food* 1-9.
- Pearce EC. 2009. *Anatomi dan Fisiologi Untuk Paramedis*. Jakarta: PT. Gramedia pustaka Indonesia.
- Poljsak B & Dahmane R. (2012). Free Radicals and Extrinsic Skin Aging. *Dermatology Research and Practice* , 2012, 1-4.
- Rahmat H. 2009. Identifikasi Senyawa Flavonoid Pada Sayuran Indigenous Jawa Barat. *Skripsi*. Fakultas Teknologi Pertanian. Institut Pertanian Bogor: Bogor.
- Rahmawati D, Sukmawati A, Indrayudha P. 2010. Formulasi krim minyak atsiri rimpang temu giring (*Curcuma heyneana Val & Zijp*): uji sifat fisik dan daya antijamur terhadap *Candida albicans* secara in vitro. *Maj. Obat Trad.* 15:56-63.
- Robinson T. 1995. *Kandungan Senyawa Organik Tumbuhan Tinggi*. Terjemahan oleh Kokasih Padmawinata. Bandung: Penerbit ITB.
- Rohmatussolihat. (2009). Antioksidan, Penyelamat Sel-Sel Tubuh Manusia. *BioTrends*. volume. 4. nomor.1.
- Rowe RC, Shesky PJ, dan Quinn ME. (2009). *Handbook Of Pharmaceutical Excipients*, 6th Ed, The Pharmaceutical Press, London.
- Sani EP, Lukmayani Y. 2010. Sabun Transparan Berbahan Dasar Minyak Jelantah serta Hasil Uji Iritasinya pada Kelinci. *Skripsi*. Bandung. Jurusan Fakultas Farmasi, Universitas Islam Bandung.
- Sarwadi S. 2014. *Buku Pintar Anatomi Tubuh Manusia*. Jakarta: Dunia Cerdas.
- Satria D, Siahaan MA. 2017. Formulasi Krim anti-aging dari Buah Mangga Manalagi (*Mangifera indica L.*). Fakultas Farmasi dan Ilmu Kesehatan. Universitas Sari Mutiara Indonesia.

- Sayuti K, Rina Yenrina. 2015. *Antioksidan Alami dan Sintetik*. Andalas Univesity Press: Padang.
- Sembiring B, Ferry Manoi, M Januwati. 2005. Pengaruh nisbah bahan dengan pelarut dan lama ekstraksi terhadap mutu ekstrak sambiloto. *Prosiding Seminar Nasional dan Pameran Tumbuhan Obat Indonesia*. volume XXVII.
- Sikka S. 2004. Role of Oxidative Stress and Antioxidant in Andrology. *Journal of Andrology*. 25 (1) 2699-2722.
- Slamet RN, Sugito, Dasrul. 2013. The effect Of tomato extract (*Lycopersicon esculentum*) on the formation of athero-sclerosis in white rats (*Rattus norvegicus*) male. *J Natural*. 2(13):5.
- Sofia D. 2003. *Antioksidan dan Radikal Bebas*. <http://www.chemistry/?sect=artikel&ext=81>. [10 Nov 2019]
- Supari F. 1996. Radikal Bebas dan Patofisiologi Beberapa Penyakit Prosiding Senyawa Radikal dan Sistem Pangan: Reaksi Biomolekuler, Dampak Terhadap Kesehatan, dan Penangkalan Kerjasama Pusat Studi Pangan Dan Gizi Institut Pertanian Bogor Dan Kedutaan Besar Prancis, Jakarta.
- Suryani CNC, Mayun Permana, Anom Jambe. 2015. Pengaruh Jenis Pelarut Terhadap Kandungan total Flavonoid Dan Aktivitas Antioksidan Ekstra Daun Maota (*Pometia pinnata*). Program Studi Ilmu dan teknologi Pangan. Fakultas Teknologi Pertanian. Universitas Udayana. 4(2): 43-50.
- Tahir I, Jumina dan Yuliasuti Ike. 2002. Analisis Aktivitas Perlindungan Sinar Uv Secara In Vitro dan In Vivo dari Beberapa Senyawa Ester Sinamat Produk Reaksi Kondensasi Benzaldehida Tersubstitusi dan Alkil Asetat, *Jurnal Farmasi Sains dan Komunitas (JFSK)*, Volume 2, nomor 3. hlm. 136.
- Thitilertdecha N, Teerawutgularg A, Kilburn JD. 2010. Identification of Major Phenolic Compounds from *Nephelium lappacum* L. and their Antioxidant Activities, *Molecules*, 15. Switzerland. hlm. 1453-1464.
- Thitilertdecha N, Teerawutgulrag A, Rakariyathan N. 2008. Antioxidant an Antibacterial Activities of *Nephelium lappaceum* L. Extracts, *Food Science and Technology*, 42. hlm. 2029-2035.
- Tjandra, Oentarini, Rusliati Tati, Zulhipri. 2011. *Uji Aktivitas Antioksidan Dan Profil Fitokimia Kulit Rambut Rapih (Nephelium Lappaceum L.)*. Jakarta: Universitas Negeri Jakarta.

- Tjandrawinata, Raymond R. 2011. Anti Aging. *Scientific Journal Of Pharmaceutical Development And Medical Application*, Volume 24, nomor 1.
- Tortora GJ, Derrickson B. 2012. Principle of Anatomy and Physiology. 13thed. Hoboken: John Wiley and Sons. 659-660.
- Ulaen, Selfie PJ, Banne, Yos Suatan, Ririn A. 2012. Pembuatan Salep Anti Jerawat dari Ekstrak Rimpang Temulawak (*Curcuma xanthorrhiza* Roxb.). *Jurnal Ilmiah Farmasi*. 3(2): 45-49.
- Wasitaatmadja SM. 1997. *Penuntun Ilmu Kosmetik Medik*. Jakarta: Penerbit Universitas Indonesia. hlm. 3,58-59, 62-63, 111-112.
- Wibowo D. 2008. Anatomi Tubuh Manusia. Cetakan Ketiga. Jakarta: PT. Gramedia Widiasarana.
- Widodo H. 2013. *Ilmu Meracik Obat Untuk Apoteker*. Yogyakarta: D-medika.
- Winarsi H. 2007. *Antioksidan Alami dan Radikal Bebas*. Yogyakarta: Kanisius.
- Wirajayakusuma H. 1998. Hidup Sehat Cara Hembing, Cetakan ke-1. Ed ke-15, Jakarta: PT. Elex Media Komputindo Gramedia.
- [WHO]World Health Organization. 2009. *Health Effect from Radiation UV*.
- Wulandari N, Lestari SR. 2012. The Potency of Rambutan (*Nephelium lappaceum*) Friut Peel Ethanolic Extract as an Antioxiadat Natural Source Based on Viability Endotel Cell. *Makalah disajikan dalam Seminar Internasional Lifes Science*, Laboratorium Sentral Ilmu Hayati.
- Yaar M, Gilcrest BA, Aging of skin. In: Feedberg IM, Eisen AZ, Wolff K, Austen KF, Goldsmith LA, Katz SI, editors. *Fitzpatrick's Dermatology in General Medicine* (6th ed). Newyork : McGraw-Hill, 2008; p. 963-75.

L

A

M

P

I

R

A

N

Lampiran 1. Hasil izin kode etik keheamanan


HEALTH RESEARCH ETHICS COMMITTEE
KOMISI ETIK PENELITIAN KESEHATAN
Dr. Moewardi General Hospital
RSUD Dr. Moewardi

ETHICAL CLEARANCE
KELAIKAN ETIK
Nomor : 384 / II / HREC / 2020

The Health Research Ethics Committee Dr. Moewardi
 Komisi Etik Penelitian Kesehatan RSUD Dr. Moewardi

after reviewing the proposal design, herewith to certify,
 setelah menilai rancangan penelitian yang diusulkan, dengan ini menyatakan

That the research proposal with topic :
 Bahwa usulan penelitian dengan judul

UJI AKTIVITAS ANTIAGING KRIM EKSTRAK ETANOL KULIT BUAH RAMBUTAN PADA KULIT PUNGGUNG KELINCI NEW ZELAND YANG DIPAPAR SINAR UV-A

Principal investigator : ALIEN PRISMA FEBRIANTI
 Peneliti Utama : 22164721A

Location of research : laboratorium universitas setia budi surakarta
 Lokasi Tempat Penelitian

Is ethically approved
 Dinyatakan layak etik

Issued on : 05 Maret 2020
 Chairman
 Ketua

Dr. Wahyu Dwi Atmoko, Sp.F
 19770224 201001 1 004



Lampiran 2. Surat keterangan determinasi tanaman



UPT-LABORATORIUM

Nomor : 22/DET/UPT-LAB/4.03.2020
 Hal : Hasil determinasi tumbuhan
 Lamp. : -

Nama Pemesan : Alien Prisma Febrian
 NIM : 22164721A
 Alamat : Program Studi S-1 Farmasi, Universitas Setia Budi, Surakarta

HASIL DETERMINASI TUMBUHAN

Nama sampel : Rambutan Binjai (*Nephelium lappaceum* L.)
 Familia : Sapindaceae.

Hasil Determinasi menurut Steenis, C.G.G.J.V, Bloembergen, H, Eyma, P.J. 1992 :

1b – 2b – 3b – 4b – 6b – 7b – 9b – 10b – 11b – 12b – 13b – 15b. golongan 9. 197b – 208b – 219b – 220b – 224b – 225b – 227b – 229b – 230a – 231a – 232a. familia 69. Sapindaceae. 1b – 5a. 5. *Nephelium*. 1b. *Nephelium lappaceum* L.

Deskripsi:

Habitus : Pohon, tinggi 15 – 25 m.
 Batang : Berkayu, bulat, percabangan monopodial.
 Akar : Sistem akar tunggang.
 Daun : Majemuk menyirip genap, anak daun 4 – 6 (- 8), elips – memanjang sampai memanjang, ujung meruncing pendek, pangkal tumpul, tepi rata, tulang daun menyirip, panjang 6 – 10 cm, lebar 3,8 – 4,8 cm.

- Bunga : Malai yang berbentuk tandan berambut, warna karat, terkumpul menjadi malai di ujung, berkelamin 1, berumah 2. Kelopak bentuk cawan, bercangap 4 – 5, panjang lk 1,5 mm. Mahkota bunga tidak ada. Tonjolan dasar bunga kecil, segi 5, gundul. Benangsari 5 – 8. Bakal buah bentuk jantung terbalik, beruang 2 – 3.
- Buah : Buni, bentuk bola sampai elipsoid lebar, berduri tempel bengkok, kerap kali panjang, lemas, merah atau kuning. Dinding buah tebal.
- Biji : Elipsoid, dengan selubung biji yang berair, putih seperti gelas, kulit biji tipis dan berkayu.

Kepala UPT-LAB
Universitas Setia Budi



Asik Gunawan, Amdk

Surakarta, 4 Maret 2020

Penanggung jawab

Determinasi Tumbuhan

Dra. Dewi Sulistyawati. M.Sc.

Lampiran 3. Surat keterangan hewan uji

"ABIMANYU FARM"

√ Mencit putih jantan √ Tikus Wistar √ Swis Webster √ Cacing
 √ Mencit Balb/C √ Kelinci New Zealand

Ngampon RT 04 / RW 04. Mojosongo Kec. Jebres Surakarta. Phone 085 629 994 33 / Lab USB Ska

Yang bertanda tangan di bawah ini:
 Nama : Sigit Pramono

Selaku pengelola Abimanyu Farm, menerangkan bahwa hewan uji yang digunakan untuk penelitian, oleh:


Nama : Alien Prisma Febrianti
 NIM : 22164721A
 Institusi : Universitas Setia Budi Surakarta

Merupakan hewan uji dengan spesifikasi sebagai berikut:

Jenis hewan : Kelinci New Zealand
 Umur : 2-3 bulan
 Jenis kelamin : Jantan
 Jumlah : 5 ekor
 Keterangan : Sehat
 Asal-usul : Unit Pengembangan Hewan Percobaan Boyolali





Yang pengembangan dan pengelolaannya disesuaikan standar baku penelitian. Demikian surat keterangan ini dibuat untuk digunakan sebagaimana mestinya.





Surakarta, 23 Juni 2020
 Hormat kami






 Sigit Pramono
 "ABIMANYU FARM"




Lampiran 4. Gambar penelitian**A. Gambar alat, bahan dan proses penelitian**

 A close-up photograph of fresh rambutan fruit skin, showing its characteristic spiky, red and yellowish-brown texture. A small watermark '© PPD AS 2020' is visible in the bottom left corner.	Kulit buah rambutan segar
 A photograph showing a white plastic bag filled with rambutan skin powder, placed on a green digital kitchen scale. The scale's display shows the number '12.98'.	serbuk kulit buah rambutan
 A photograph of a white moisture balance scale. The digital display shows '8.5' and '10.5' with '05:45' below it. The scale has a yellow warning triangle on top and various control buttons on the front.	Moisture balance





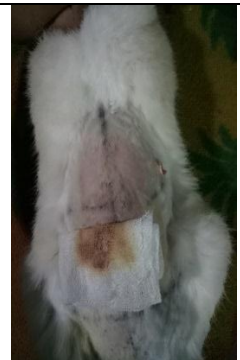
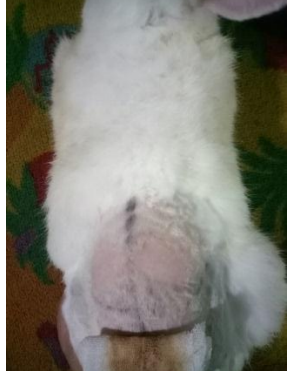
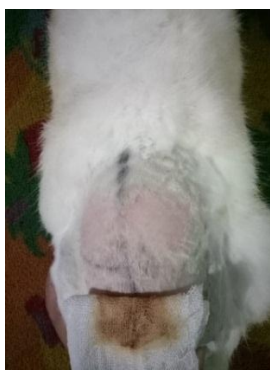



	ekstrak etanol kulit buah rambutan
	Identifikasi senyawa flavonoid
	Identifikasi senyawa tanin
	Identifikasi senyawa fenol

	Identifikasi senyawa terpenoid
	krim ekstrak etanol kulit buah rambutan
	Daya sebar
	Daya lekat



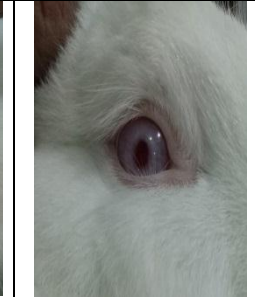
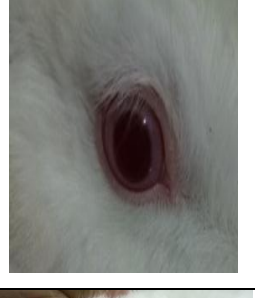


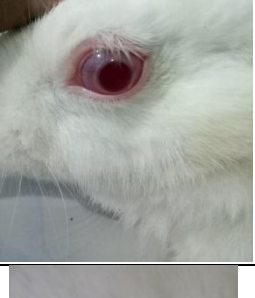
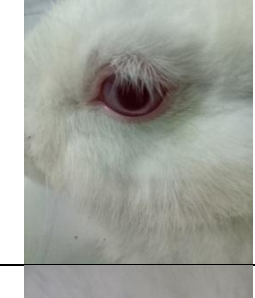




	pH meter
	Viscometer
	Homogenitas
	Krim kontrol positif

	Alat skin analyzer
	proses induksi sinar UV-A
	Proses pengukuran parameter

B. Gambar uji keamanan primer

kelinci	Uji iritasi primer		
	24	48	72
F1			
F2			
F3			
F4			

C. Gambar uji kemanan iritasi okuler

kelinci	Uji iritasi okuler		
	24	48	72
F1			
F2			
F3			
F4			

Lampiran 5. Rendemen berat kering terhadap berat basah

Diketahui :

- Kulit rambutan segar : 33 kg
- Kulit rambutan kering : 7,4 kg
- Berat serbuk kering : 3,2 kg

$$\begin{aligned} \% \text{ rendemen} &= \frac{\text{berat kering}}{\text{berat basah}} \times 100\% \\ &= \frac{7400 \text{ g}}{33000 \text{ g}} \times 100\% \\ &= 22,42\% \end{aligned}$$

Lampiran 6. Rendemen berat serbuk terhadap berat kering

$$\begin{aligned} \% \text{ rendemen} &= \frac{\text{berat serbuk}}{\text{berat kering}} \times 100\% \\ &= \frac{3200 \text{ g}}{7400 \text{ g}} \times 100\% \\ &= 43,24\% \end{aligned}$$

Lampiran 7. Penetapan susut pengeringan serbuk

	Berat (g)	Susut pengeringan (%)	Kandungan (%)
Serbuk	2,05	9,5	
	2,04	9,7	
	2,02	8,5	
	rata-rata±SD	9,2±0,64	<10%

Lampiran 8. Rendemen berat ekstrak terhadap berat serbuk

Diketahui :

- Berat serbuk yang dipakai : 800 g
- Berat ekstrak yang diperoleh : 415 g

$$\% \text{ rendemen} = \frac{\text{berat ekstrak}}{\text{berat serbuk}} \times 100\%$$

$$= \frac{415 \text{ g}}{800 \text{ g}} \times 100 \%$$

$$= 51,87\%$$

Lampiran 9. Hasil uji mutu fisik krim ekstrak etanol kulit buah rambutan

1. Uji organoleptis

Formula	Minggu ke 1		
	Bau	warna	Tekstur
I (basis)	khas aromatik	putih	Semipadat
II (ekstrak 3%)	khas ekstrak	coklat	Semipadat
III (ekstrak 6%)	khas ekstrak	coklat	Semipadat
IV (ekstrak 9%)	khas ekstrak	coklat	Semipadat

Formula	Minggu ke 2		
	Bau	warna	Tekstur
I (basis)	khas aromatik	putih	Semipadat
II (ekstrak 3%)	khas ekstrak	coklat	Semipadat
III (ekstrak 6%)	khas ekstrak	coklat	Semipadat
IV (ekstrak 9%)	khas ekstrak	coklat	Semipadat

Formula	Minggu ke 3		
	Bau	warna	Tekstur
I (basis)	khas aromatik	putih	Semipadat
II (ekstrak 3%)	khas ekstrak	coklat	Semipadat
III (ekstrak 6%)	khas ekstrak	coklat	Semipadat
IV (ekstrak 9%)	khas ekstrak	coklat	Semipadat

Formula	Minggu ke 4		
	Bau	warna	tekstur
I (basis)	khas aromatik	Putih	semipadat
II (ekstrak 3%)	khas ekstrak	Coklat	semipadat
III (ekstrak 6%)	khas ekstrak	Coklat	semipadat
IV (ekstrak 9%)	khas ekstrak	Coklat	semipadat

2. Uji homogenitas

Formula	Minggu ke			
	1	2	3	4
I (basis)	Homogen	homogen	homogen	Homogen
II (ekstrak 3%)	Homogen	homogen	homogen	Homogen
III (ekstrak 6%)	Homogen	homogen	homogen	Homogen
IV (ekstrak 9%)	Homogen	homogen	homogen	Homogen

3. Uji pH

Formula	minggu ke			
	1	2	3	4
Kontrol negatif (basis)	6,52	6,45	6,27	6,26
	6,5	6,43	6,25	6,24
	6,49	6,41	6,25	6,21
rata-rata	6,50	6,43	6,25	6,23
SD	0,01	0,02	0,01	0,02
Krim ekstrak 3%	6,45	6,31	6,23	6,11
	6,43	6,31	6,21	6,09
	6,4	6,29	6,18	6,04
rata-rata	6,42	6,30	6,20	6,08
SD	0,02	0,01	0,02	0,03
Krim ekstrak 6%	6,38	6,27	6,21	6,14
	6,38	6,25	6,18	6,1
	6,37	6,22	6,16	6,08
rata-rata	6,37	6,24	6,18	6,10
SD	0,05	0,02	0,02	0,03
Krim ekstrak 9%	6,11	5,96	5,77	5,7
	6,07	5,94	5,76	5,69
	6,02	5,94	5,74	5,67
Rata-rata	6,06	5,94	5,75	5,68
SD	0,04	0,01	0,01	0,01

4. Uji viskositas

Formula	Minggu ke			
	1	2	3	4
Kontrol negatif (basis)	310	300	290	280
	300	300	285	275
	290	280	275	260
Rata-rata	300	293,33	283,33	271,66
SD	10,00	11,54	7,63	10,40
Krim ekstrak 3%	130	120	115	95
	125	120	110	90
	120	115	110	90
Rata-rata	125,00	118,33	111,66	91,66
SD	5,00	2,88	2,88	2,88
Krim ekstrak 6%	140	135	120	115
	140	130	120	110
	135	125	110	100
Rata-rata	138,33	130,00	116,66	108,33
SD	2,88	5,00	5,77	7,63
Krim ekstrak 9%	155	140	135	125
	150	135	130	120
	140	125	130	115
Rata-rata	148,33	133,33	131,66	120,00
SD	7,63	7,63	2,88	5,00

5. Uji daya lekat

Formula	Minggu ke			
	1	2	3	4
I (basis)	2,96	2,44	2,14	1,9
	2,88	2,29	2,06	1,86
	2,92	2,14	2,01	1,7
rata-rata	2,92	2,29	2,07	1,82
SD	0,04	0,15	0,06557	0,10583
II (ekstrak 3%)	2,5	2,16	1,55	1,1
	2,48	2,09	1,43	1,05
	2,43	2,11	1,37	1,12
rata-rata	2,47	2,12	1,45	1,09
SD	0,03	0,03	0,09	0,03
III (ekstrak 6%)	2,61	2,2	1,87	1,21
	2,58	2,1	1,84	1,18
	2,55	2,06	1,75	1,09
rata-rata	2,58	2,12	1,82	1,16
SD	0,03	0,07	0,06	0,06
IV (ekstrak 9%)	2,74	2,18	1,95	1,28
	2,68	2,15	1,8	1,22
	2,62	2,09	1,74	1,16
rata-rata	2,68	2,14	1,83	1,22
SD	0,06	0,04	0,10	0,06

6. Daya sebar

Formula	Minggu ke															
	1				2				3				4			
	Beban (g)								Beban (g)							
	0	50	100	150	0	50	100	150	0	50	100	150	0	50	100	150
I (basis)	3.24	3.65	4.08	4.37	3.43	3.65	4.25	4.4	3.62	3.72	4.31	4.52	3.76	3.82	4.38	4.62
	3.12	3.55	3.97	4.2	3.36	3.67	4.15	4.35	3.53	3.62	4.29	4.48	3.72	3.78	4.35	4.59
	3.15	3.52	4.05	4.25	3.39	3.62	4.3	4.42	3.42	3.7	4.39	4.45	3.68	3.79	4.43	4.57
rata-rata	3.17	3.57	4.03	4.27	3.39	3.64	4.23	4.39	3.52	3.68	4.33	4.48	3.72	3.79	4.38	4.59
SD	0.06	0.06	0.05	0.08	0.03	0.02	0.07	0.03	0.10	0.05	0.05	0.03	0.04	0.02	0.04	0.02
II (ekstrak 3%)	3.42	3.95	4.25	4.56	3.48	4.08	4.3	4.74	3.67	4.15	4.35	4.86	3.74	4.2	4.42	4.98
	3.22	3.62	3.9	4.2	3.51	3.89	4.15	4.3	3.72	4.06	4.29	4.72	3.82	4.15	4.35	4.92
	3.21	3.55	3.85	4.12	3.42	3.72	4.1	4.21	3.65	3.96	4.21	4.36	3.72	4.1	4.29	4.71
rata-rata	3.28	3.70	4.00	4.29	3.47	3.89	4.18	4.41	3.68	4.05	4.28	4.64	3.76	4.15	4.35	4.87
SD	0.11	0.21	0.21	0.23	0.04	0.18	0.10	0.28	0.03	0.09	0.07	0.25	0.05	0.05	0.06	0.14
III (ekstrak 6%)	3.25	3.55	3.85	4.12	3.32	3.62	3.98	4.22	3.48	3.72	4.15	5.25	3.51	3.82	4.23	4.36
	3.1	3.3	3.55	3.7	3.2	3.51	3.76	3.98	3.39	3.58	3.98	4.16	3.49	3.78	4.21	4.24
	3.17	3.42	3.8	4.02	3.26	3.48	3.92	4.1	3.38	3.54	4.08	4.23	3.45	3.72	4.17	4.32
rata-rata	3.17	3.42	3.73	3.94	3.26	3.53	3.88	4.10	3.41	3.61	4.07	4.54	3.48	3.77	4.20	4.30
SD	0.07	0.12	0.16	0.21	0.06	0.07	0.11	0.12	0.05	0.09	0.08	0.61	0.03	0.05	0.03	0.06
IV (ekstrak 9%)	3.17	3.6	3.92	4.12	3.26	3.71	4.07	4.21	3.38	3.97	4.18	4.39	3.52	4.15	4.29	4.48
	3.12	3.37	3.62	4.1	3.2	3.56	3.96	4.18	3.32	3.86	4.1	4.26	3.48	4.06	4.18	4.32
	3.1	3.37	3.8	4.12	3.18	3.49	4.02	4.2	3.29	3.78	4.19	4.32	3.39	4.01	4.21	4.44
rata-rata	3.13	3.44	3.78	4.11	3.21	3.58	4.01	4.19	3.33	3.87	4.15	4.32	3.46	4.07	4.22	4.41
SD	0.03	0.13	0.15	0.01	0.04	0.11	0.05	0.01	0.04	0.09	0.04	0.06	0.06	0.07	0.05	0.08

Lampiran 10. Hasil uji stabilitas krim ekstrak etanol kulit buah rambutan

1. Uji organoleptis

Siklus	F1			F2		
	bentuk	Bau	Warna	Bentuk	bau	Warna
1	semipadat	khas aromatik	Putih	semipadat	khas ekstrak	Coklat
2	semipadat	khas aromatik	Putih	semipadat	khas ekstrak	Coklat
3	semipadat	khas aromatik	Putih	semipadat	khas ekstrak	Coklat
4	semipadat	khas aromatik	Putih	semipadat	khas ekstrak	Coklat
5	semipadat	khas aromatik	Putih	semipadat	khas ekstrak	Coklat
6	semipadat	khas aromatik	Putih	semipadat	khas ekstrak	Coklat

Siklus	F3			F4		
	bentuk	Bau	Warna	bentuk	bau	Warna
1	semipadat	khas ekstrak	Coklat	semipadat	khas ekstrak	Coklat
2	semipadat	khas ekstrak	Coklat	semipadat	khas ekstrak	Coklat
3	semipadat	khas ekstrak	Coklat	semipadat	khas ekstrak	Coklat
4	semipadat	khas ekstrak	Coklat	semipadat	khas ekstrak	Coklat
5	semipadat	khas ekstrak	Coklat	semipadat	khas ekstrak	Coklat
6	semipadat	khas ekstrak	Coklat	semipadat	khas ekstrak	Coklat

Keterangan :

F1 : basis (kontrol negatif)

F2 : krim ekstrak kulit buah rambutan 3%

F3 : krim ekstrak kulit buah rambutan 6%

F4 : krim ekstrak kulit buah rambutan 9%

2. Uji stabilitas pH

Sediaan	Replikasi	Ph					
		siklus 1	siklus 2	siklus 3	siklus 4	siklus 5	siklus 6
F1	1	6,42	6,46	6,45	6,48	6,39	6,37
	2	6,39	6,4	6,42	6,41	6,34	6,36
	3	6,43	6,38	6,46	6,38	6,36	6,41
	rata-rata	6,41	6,41	6,44	6,42	6,36	6,38
	SD	0,02	0,04	0,02	0,05	0,02	0,02
F2	1	6,36	6,4	6,38	6,36	6,34	6,31
	2	6,32	6,37	6,29	6,31	6,28	6,21
	3	6,35	6,39	6,31	6,34	6,32	6,28
	Rata-rata	6,34	6,38	6,32	6,33	6,31	6,26
	SD	0,02	0,01	0,04	0,02	0,03	0,05
F3	1	6,28	6,19	5,93	5,88	5,86	5,84
	2	6,21	6,06	5,86	5,84	5,84	5,81
	3	6,25	5,98	5,84	5,83	5,81	5,8
	Rata-rata	6,24	6,07	5,87	5,85	5,83	5,81
	SD	0,03	0,10	0,04	0,02	0,02	0,02
F4	1	6,18	6,12	5,97	5,92	5,89	5,84
	2	6,16	6,09	5,91	5,9	5,86	5,83
	3	6,1	6,05	5,96	5,93	5,82	5,8
	Rata-rata	6,14	6,08	5,94	5,91	5,85	5,82
	SD	0,04	0,03	0,03	0,01	0,03	0,02

Keterangan :

- F1 : basis (kontrol negatif)
 F2 : krim ekstrak kulit buah rambutan 3%
 F3 : krim ekstrak kulit buah rambutan 6%
 F4 : krim ekstrak kulit buah rambutan 9%

3. Uji stabilitas viskositas

Sediaan	Replikasi	Viskositas					
		siklus 1	siklus 2	siklus 3	siklus 4	siklus 5	siklus 6
F1	1	285	280	275	275	270	260
	2	270	265	265	260	260	250
	3	260	255	250	255	255	245
	Rata-rata	271,66	266,66	263,33	263,33	261,66	251,66
	SD	12,58	12,58	12,58	10,40	7,63	7,63
F2	1	100	100	90	90	85	80
	2	95	95	85	75	70	70
	3	85	80	70	65	60	65
	Rata-rata	93,33	91,66	81,66	76,66	71,66	71,66
	SD	7,63	10,40	10,40	12,58	12,58	7,63
F3	1	110	95	95	90	80	75
	2	90	85	90	80	75	70
	3	85	80	80	75	65	60
	Rata-rata	95,00	86,66	88,33	81,66	73,33	68,33
	SD	13,22	7,63	7,63	7,63	7,63	7,63
F4	1	100	90	90	80	80	70
	2	95	85	75	70	65	60
	3	80	70	65	65	60	55
	Rata-rata	91,66	81,66	76,66	71,66	68,33	61,66
	SD	10,40	10,40	12,58	7,63	10,40	7,63

Keterangan :

- F1 : basis (kontrol negatif)
 F2 : krim ekstrak kulit buah rambutan 3%
 F3 : krim ekstrak kulit buah rambutan 6%
 F4 : krim ekstrak kulit buah rambutan 9%

Lampiran 11. Hasil uji statistik pH krim

Between-Subjects Factors

		Value Label	N
Formula	1,0	kontrol negatif	12
	2,0	ekstrak 3%	12
	3,0	ekstrak 6%	12
	4,0	ekstrak 9%	12
Waktu	1,0	hari ke 1	12
	2,0	hari ke 7	12
	3,0	hari ke 14	12
	4,0	hari ke 21	12

1. Normalitas

Tests of Normality

	Kolmogorov-Smirnov ^a			Shapiro-Wilk		
	Statistic	Df	Sig.	Statistic	df	Sig.
Standardized Residual for ph	,109	48	,200 [*]	,984	48	,741

*. This is a lower bound of the true significance.

a. Lilliefors Significance Correction

2. Homogenitas levenes

Levene's Test of Equality of Error Variances^a

Dependent Variable: ph

F	df1	df2	Sig.
1,135	15	32	,368

Tests the null hypothesis that the error variance of the dependent variable is equal across groups.

a. Design: Intercept + formula + waktu + formula * waktu

3. Two way ANOVA

Tests of Between-Subjects Effects

Dependent Variable: ph

Source	Type III Sum of Squares	df	Mean Square	F	Sig.
Corrected Model	2,403 ^a	15	,160	285,863	,000
Intercept	1830,764	1	1830,764	3266790,840	,000
formula	1,665	3	,555	990,186	,000

waktu	,706	3	,235	419,698	,000
formula * waktu	,033	9	,004	6,477	,304
Error	,018	32	,001		
Total	1833,185	48			
Corrected Total	2,421	47			

a. R Squared = ,993 (Adjusted R Squared = ,989)

4. Homogeneous subsets

Ph

Tukey HSD^{a,b}

Formula	N	Subset		
		1	2	3
ekstrak 9%	12	5,864		
ekstrak 6%	12		6,228	
ekstrak 3%	12		6,254	
kontrol negatif	12			6,357
Sig.		1,000	,054	1,000

Means for groups in homogeneous subsets are displayed.

Based on observed means.

The error term is Mean Square(Error) = ,001.

a. Uses Harmonic Mean Sample Size = 12,000.

b. Alpha = ,05.

Ph

Tukey HSD^{a,b}

Waktu	N	Subset			
		1	2	3	4
hari ke 21	12	6,028			
hari ke 14	12		6,101		
hari ke 7	12			6,232	
hari ke 1	12				6,343
Sig.		1,000	1,000	1,000	1,000

Means for groups in homogeneous subsets are displayed.

Based on observed means.

The error term is Mean Square(Error) = ,001.

a. Uses Harmonic Mean Sample Size = 12,000.

b. Alpha = ,05.

Lampiran 12. Hasil uji statistik viskositas krim ekstrak etanol kulit buah rambutan

Between-Subjects Factors			
		Value Label	N
Formula	1,0	kontrol negatif	12
	2,0	ekstrak 3%	12
	3,0	ekstrak 6%	12
	4,0	ekstrak 9%	12
Waktu	1,0	hari ke 1	12
	2,0	hari ke 7	12
	3,0	hari ke 14	12
	4,0	hari ke 21	12

1. Normalitas

	Tests of Normality					
	Kolmogorov-Smirnov ^a			Shapiro-Wilk		
	Statistic	df	Sig.	Statistic	df	Sig.
Standardized Residual for viskositas	,139	48	,021	,959	48	,092

a. Lilliefors Significance Correction

2. Homogenitas levenes

Levene's Test of Equality of Error Variances^a

Dependent Variable: viskositas

F	df1	df2	Sig.
1,503	15	32	,163

Tests the null hypothesis that the error variance of the dependent variable is equal across groups.

a. Design: Intercept + formula + waktu + formula * waktu

3. Two way ANOVA

Tests of Between-Subjects Effects

Dependent Variable: viskositas

Source	Type III Sum of Squares	df	Mean Square	F	Sig.
Corrected Model	251861,979 ^a	15	16790,799	370,556	,000
Intercept	1288713,021	1	1288713,021	28440,563	,000
Formula	245789,063	3	81929,688	1808,103	,000
Waktu	5818,229	3	1939,410	42,801	,000
formula * waktu	254,688	9	28,299	,625	,767
Error	1450,000	32	45,313		
Total	1542025,000	48			
Corrected Total	253311,979	47			

a. R Squared = ,994 (Adjusted R Squared = ,992)

4. Homogeneous subsets

5. Viskositas

Tukey HSD^{a,b}

Formula	N	Subset			
		1	2	3	4
ekstrak 3%	12	111,667			
ekstrak 6%	12		123,333		
ekstrak 9%	12			133,333	
kontrol negatif	12				287,083
Sig.		1,000	1,000	1,000	1,000

Means for groups in homogeneous subsets are displayed.

Based on observed means.

The error term is Mean Square(Error) = 45,313.

a. Uses Harmonic Mean Sample Size = 12,000.

b. Alpha = ,05.

Viskositas

Tukey HSD^{a,b}

Waktu	N	Subset			
		1	2	3	4
hari ke 21	12	147,917			
hari ke 14	12		160,833		
hari ke 7	12			168,750	
hari ke 1	12				177,917
Sig.		1,000	1,000	1,000	1,000

Means for groups in homogeneous subsets are displayed.

Based on observed means.

The error term is Mean Square(Error) = 45,313.

a. Uses Harmonic Mean Sample Size = 12,000.

b. Alpha = ,05.

Lampiran 13. Hasil uji statistik daya lekat

Between-Subjects Factors

		Value Label	N
Formula	1	kontrol negatif	12
	2	ekstrak 3%	12
	3	ekstrak 6%	12
	4	ekstrak 9%	12
waktupengujian	1	hari ke 1	12
	2	hari ke 7	12
	3	hari ke 14	12
	4	hari ke 21	12

1. Normalitas

Tests of Normality

	Kolmogorov-Smirnov ^a			Shapiro-Wilk		
	Statistic	df	Sig.	Statistic	df	Sig.
Standardized Residual for dayalekat	,063	48	,200	,994	48	,998

*. This is a lower bound of the true significance.

a. Lilliefors Significance Correction

2. Homogenitas levenes

Levene's Test of Equality of Error Variances^a

Dependent Variable: daya lekat

F	df1	df2	Sig.
1,259	15	32	,283

Tests the null hypothesis that the error variance of the dependent variable is equal across groups.

a. Design: Intercept + formula + waktupengujian + formula * waktupengujian

3. Two way anova

Tests of Between-Subjects Effects

Dependent Variable: daya lekat

Source	Type III Sum of Squares	Df	Mean Square	F	Sig.
Corrected Model	13,616 ^a	15	,908	167,328	,000
Intercept	189,369	1	189,369	34906,742	,000
Formula	1,556	3	,519	95,581	,000
waktupengujian	11,619	3	3,873	713,931	,000
formula * waktupengujian	,442	9	,049	9,043	,000
Error	,174	32	,005		
Total	203,159	48			
Corrected Total	13,790	47			

a. R Squared = ,987 (Adjusted R Squared = ,982)

4. Homogeneous subsets

5. daya lekat

Tukey HSD^{a,b}

Formula	N	Subset		
		1	2	3
ekstrak 3%	12	1,7825		
ekstrak 6%	12		1,9200	
ekstrak 9%	12		1,9675	
kontrol negatif	12			2,2750
Sig.		1,000	,404	1,000

Means for groups in homogeneous subsets are displayed.

Based on observed means.

The error term is Mean Square(Error) = ,005.

a. Uses Harmonic Mean Sample Size = 12,000.

b. Alpha = ,05.

daya lekat

Tukey HSD^{a,b}

waktupengujian	N	Subset			
		1	2	3	4
hari ke 21	12	1,3225			
hari ke 14	12		1,7925		
hari ke 7	12			2,1675	
hari ke 1	12				2,6625
Sig.		1,000	1,000	1,000	1,000

Means for groups in homogeneous subsets are displayed.

Based on observed means.

The error term is Mean Square(Error) = ,005.

a. Uses Harmonic Mean Sample Size = 12,000.

b. Alpha = ,05.

Lampiran 14. Hasil uji statistik daya sebar

Between-Subjects Factors

		Value Label	N
formulasi	1	kontrol negatif	48
	2	ekstrak 3%	48
	3	ekstrak 6%	48
	4	ekstrak 9%	48
waktupengujian	1	hari ke 1	48
	2	hari ke 7	48
	3	hari ke 14	48
	4	hari ke 21	48

1. Normalitas

Tests of Normality

	Kolmogorov-Smirnov ^a			Shapiro-Wilk		
	Statistic	Df	Sig.	Statistic	df	Sig.
Standardized Residual for dayasebar	,096	192	,000	,948	192	,000

a. Lilliefors Significance Correction

2. Homogenitas levenes

Levene's Test of Equality of Error Variances^a

Dependent Variable: daya sebar

F	df1	df2	Sig.
,749	15	176	,732

Tests the null hypothesis that the error variance of the dependent variable is equal across groups.

a. Design: Intercept + formulasi + waktupengujian + formulasi * waktupengujian

Kruskal Wallis

Ranks

	formulasi	N	Mean Rank
daya sebar	kontrol negatif	48	105,29
	ekstrak 3%	48	115,31
	ekstrak 6%	48	79,53
	ekstrak 9%	48	85,86
	Total	192	

Test Statistics^{a,b}

	daya sebar
Chi-Square	12,940
Df	3
Asymp. Sig.	,005

a. Kruskal Wallis Test

b. Grouping Variable: formulasi

Ranks

	waktupengujian	N	Mean Rank
daya sebar	hari ke 1	48	69,99
	hari ke 7	48	85,57
	hari ke 14	48	108,18
	hari ke 21	48	122,26
	Total	192	

Test Statistics^{a,b}

	daya sebar
Chi-Square	25,222
Df	3
Asymp. Sig.	,000

a. Kruskal Wallis Test

b. Grouping Variable: waktupengujian

Lampiran 15. Hasil uji statistik stabilitas pH

1. Kontrol negatif

Within-Subjects Factors

Measure: krim

Waktu	Dependent Variable
1	Siklussatu
2	Siklusdua
3	Siklustiga
4	Siklusempat
5	Sikluslima
6	Siklusenam

Tests of Normality

	Kolmogorov-Smirnov ^a			Shapiro-Wilk		
	Statistic	Df	Sig.	Statistic	df	Sig.
Standardized Residual for siklussatu	,292	3	.	,923	3	,463
Standardized Residual for siklusdua	,292	3	.	,923	3	,463
Standardized Residual for siklustiga	,292	3	.	,923	3	,463
Standardized Residual for siklusempat	,269	3	.	,949	3	,567
Standardized Residual for sikluslima	,219	3	.	,987	3	,780
Standardized Residual for siklusenam	,314	3	.	,893	3	,363

a. Lilliefors Significance Correction

Pairwise Comparisons

Measure: krim

(I) waktu	(J) waktu	Mean Difference (I-J)	Std. Error	Sig. ^a	95% Confidence Interval for Difference ^a	
					Lower Bound	Upper Bound
1	2	,000	,026	1,000	-,457	,457
	3	-,030	,000	.	-,030	-,030
	4	-,010	,032	1,000	-,565	,545
	5	,050	,012	,741	-,149	,249
	6	,033	,009	,951	-,119	,186
2	1	,000	,026	1,000	-,457	,457
	3	-,030	,026	1,000	-,487	,427
	4	-,010	,006	1,000	-,110	,090
	5	,050	,015	1,000	-,214	,314
	6	,033	,035	1,000	-,568	,635
3	1	,030	,000	.	,030	,030
	2	,030	,026	1,000	-,427	,487
	4	,020	,032	1,000	-,535	,575
	5	,080	,012	,303	-,119	,279
	6	,063	,009	,283	-,089	,216
4	1	,010	,032	1,000	-,545	,565
	2	,010	,006	1,000	-,090	,110
	3	-,020	,032	1,000	-,575	,535
	5	,060	,021	1,000	-,300	,420
	6	,043	,041	1,000	-,657	,744
5	1	-,050	,012	,741	-,249	,149
	2	-,050	,015	1,000	-,314	,214
	3	-,080	,012	,303	-,279	,119
	4	-,060	,021	1,000	-,420	,300
	6	-,017	,020	1,000	-,367	,334
6	1	-,033	,009	,951	-,186	,119
	2	-,033	,035	1,000	-,635	,568
	3	-,063	,009	,283	-,216	,089
	4	-,043	,041	1,000	-,744	,657
	5	,017	,020	1,000	-,334	,367

Based on estimated marginal means

a. Adjustment for multiple comparisons: Bonferroni.

2. Krim ekstrak kulit buah rambutan 3%

Within-Subjects Factors

Measure: krim

Waktu	Dependent Variable
1	Siklussatu
2	Siklusdua
3	Siklustiga
4	siklusempat
5	Sikluslima
6	siklusenam

Tests of Normality

	Kolmogorov-Smirnov ^a			Shapiro-Wilk		
	Statistic	df	Sig.	Statistic	df	Sig.
Standardized Residual for siklus satu	,292	3	.	,923	3	,463
Standardized Residual for siklus dua	,253	3	.	,964	3	,637
Standardized Residual for siklus tiga	,304	3	.	,907	3	,407
Standardized Residual for siklus empat	,219	3	.	,987	3	,780
Standardized Residual for siklus lima	,253	3	.	,964	3	,637
Standardized Residual for siklus enam	,269	3	.	,949	3	,567

a. Lilliefors Significance Correction

Pairwise Comparisons

Measure: krim

(I) waktu	(J) waktu	Mean Difference (I-J)	Std. Error	Sig. ^a	95% Confidence Interval for Difference ^a	
					Lower Bound	Upper Bound
1	2	-,043	,003	,088	-,101	,014
	3	,017	,019	1,000	-,304	,337
	4	,007	,003	1,000	-,051	,064
	5	,030	,006	,526	-,070	,130
	6	,077	,018	,736	-,228	,381
2	1	,043	,003	,088	-,014	,101
	3	,060	,020	1,000	-,286	,406
	4	,050	,006	,196	-,050	,150
	5	,073	,009	,212	-,079	,226
	6	,120	,021	,432	-,240	,480
3	1	-,017	,019	1,000	-,337	,304
	2	-,060	,020	1,000	-,406	,286
	4	-,010	,015	1,000	-,274	,254
	5	,013	,015	1,000	-,238	,264
	6	,060	,015	,887	-,204	,324
4	1	-,007	,003	1,000	-,064	,051
	2	-,050	,006	,196	-,150	,050
	3	,010	,015	1,000	-,254	,274
	5	,023	,003	,297	-,034	,081
	6	,070	,015	,667	-,194	,334
5	1	-,030	,006	,526	-,130	,070
	2	-,073	,009	,212	-,226	,079
	3	-,013	,015	1,000	-,264	,238
	4	-,023	,003	,297	-,081	,034
	6	,047	,012	,906	-,161	,254
6	1	-,077	,018	,736	-,381	,228
	2	-,120	,021	,432	-,480	,240
	3	-,060	,015	,887	-,324	,204
	4	-,070	,015	,667	-,334	,194
	5	-,047	,012	,906	-,254	,161

Based on estimated marginal means

a. Adjustment for multiple comparisons: Bonferroni.

3. Krim ekstrak kulit buah rambutan 6%

Within-Subjects Factors

Measure: krim

Waktu	Dependent Variable
1	siklussatu
2	Siklusdua
3	Siklustiga
4	siklusempat
5	Sikluslima
6	Siklusenam

Tests of Normality

	Kolmogorov-Smirnov ^a			Shapiro-Wilk		
	Statistic	df	Sig.	Statistic	df	Sig.
Standardized Residual for siklussatu	,204	3	.	,993	3	,843
Standardized Residual for siklusdua	,229	3	.	,981	3	,739
Standardized Residual for siklustiga	,304	3	.	,907	3	,407
Standardized Residual for siklusempat	,314	3	.	,893	3	,363
Standardized Residual for sikluslima	,219	3	.	,987	3	,780
Standardized Residual for siklusenam	,292	3	.	,923	3	,463

a. Lilliefors Significance Correction

Pairwise Comparisons

Measure: krim

(I) waktu	(J) waktu	Mean Difference (I-J)	Std. Error	Sig. ^b	95% Confidence Interval for Difference ^b	
					Lower Bound	Upper Bound
1	2	,170	,053	1,000	-,744	1,084
	3	,370	,020	,044	,024	,716
	4	,397	,015	,020	,146	,648
	5	,410	,021	,039	,050	,770
	6	,430	,015	,019	,166	,694
2	1	-,170	,053	1,000	-1,084	,744
	3	,200	,035	,431	-,398	,798
	4	,227	,046	,589	-,573	1,027
	5	,240	,047	,550	-,576	1,056
3	6	,260	,049	,512	-,592	1,112
	1	-,370	,020	,044	-,716	-,024
	2	-,200	,035	,431	-,798	,398
	4	,027	,012	1,000	-,181	,234
	5	,040	,015	1,000	-,224	,304
4	6	,060	,015	,887	-,204	,324
	1	-,397	,015	,020	-,648	-,146
	2	-,227	,046	,589	-1,027	,573
	3	-,027	,012	1,000	-,234	,181
	5	,013	,007	1,000	-,102	,129
5	6	,033	,003	,148	-,024	,091
	1	-,410	,021	,039	-,770	-,050
	2	-,240	,047	,550	-1,056	,576
	3	-,040	,015	1,000	-,304	,224
	4	-,013	,007	1,000	-,129	,102
6	6	,020	,006	1,000	-,080	,120
	1	-,430	,015	,019	-,694	-,166
	2	-,260	,049	,512	-1,112	,592
	3	-,060	,015	,887	-,324	,204
	4	-,033	,003	,148	-,091	,024
	5	-,020	,006	1,000	-,120	,080

Based on estimated marginal means

*. The mean difference is significant at the ,05 level.

b. Adjustment for multiple comparisons: Bonferroni.

4. Krim ekstrak kulit buah rambutan 9%

Within-Subjects Factors

Measure: krim

Waktu	Dependent Variable
1	Siklussatu
2	Siklusdua
3	Siklustiga
4	Siklusempat
5	Sikluslima
6	Siklusenam

Tests of Normality

	Kolmogorov-Smirnov ^a			Shapiro-Wilk		
	Statistic	df	Sig.	Statistic	df	Sig.
Standardized Residual for siklus satu	,292	3	.	,923	3	,463
Standardized Residual for siklus dua	,204	3	.	,993	3	,843
Standardized Residual for siklus tiga	,328	3	.	,871	3	,298
Standardized Residual for siklus empat	,253	3	.	,964	3	,637
Standardized Residual for siklus lima	,204	3	.	,993	3	,843
Standardized Residual for siklus enam	,292	3	.	,923	3	,463

a. Lilliefors Significance Correction

Pairwise Comparisons

Measure: krim

(I) waktu	(J) waktu	Mean Difference (I-J)	Std. Error	Sig. ^b	95% Confidence Interval for Difference ^b	
					Lower Bound	Upper Bound
1	2	,060	,006	,137	-,040	,160
	3	,200	,032	,373	-,355	,755
	4	,230	,030	,249	-,288	,748
	5	,290*	,006	,006	,190	,390
	6	,323*	,012	,021	,116	,531
2	1	-,060	,006	,137	-,160	,040
	3	,140	,026	,509	-,317	,597
	4	,170	,025	,318	-,265	,605
	5	,230	,000	.	,230	,230
	6	,263*	,009	,017	,111	,416
3	1	-,200	,032	,373	-,755	,355
	2	-,140	,026	,509	-,597	,317
	4	,030	,012	1,000	-,169	,229
	5	,090	,026	1,000	-,367	,547
	6	,123	,023	,510	-,280	,526
4	1	-,230	,030	,249	-,748	,288
	2	-,170	,025	,318	-,605	,265
	3	-,030	,012	1,000	-,229	,169
	5	,060	,025	1,000	-,375	,495
	6	,093	,019	,560	-,227	,414
5	1	-,290*	,006	,006	-,390	-,190
	2	-,230	,000	.	-,230	-,230
	3	-,090	,026	1,000	-,547	,367
	4	-,060	,025	1,000	-,495	,375
	6	,033	,009	,951	-,119	,186
6	1	-,323*	,012	,021	-,531	-,116
	2	-,263*	,009	,017	-,416	-,111
	3	-,123	,023	,510	-,526	,280
	4	-,093	,019	,560	-,414	,227
	5	-,033	,009	,951	-,186	,119

Based on estimated marginal means

*. The mean difference is significant at the ,05 level.

Lampiran 16. Hasil uji statistik stabilitas viskositas

1. Kontrol negatif

Within-Subjects Factors

Measure: krim

Waktu	Dependent Variable
1	Siklussatu
2	Siklusdua
3	Siklustiga
4	Siklusempat
5	Sikluslima
6	Siklusenam

Tests of Normality

	Kolmogorov-Smirnov ^a			Shapiro-Wilk		
	Statistic	df	Sig.	Statistic	df	Sig.
Standardized Residual for siklussatu	,219	3	.	,987	3	,780
Standardized Residual for siklusdua	,219	3	.	,987	3	,780
Standardized Residual for siklustiga	,219	3	.	,987	3	,780
Standardized Residual for siklusempat	,292	3	.	,923	3	,463
Standardized Residual for sikluslima	,253	3	.	,964	3	,637
Standardized Residual for siklusenam	,253	3	.	,964	3	,637

a. Lilliefors Significance Correction

Pairwise Comparisons

Measure: krim

(I) waktu	(J) waktu	Mean Difference (I-J)	Std. Error	Sig. ^a	95% Confidence Interval for Difference ^a	
					Lower Bound	Upper Bound
1	2	5,000	,000	.	5,000	5,000
	3	8,333	1,667	,566	-20,462	37,129
	4	8,333	1,667	,566	-20,462	37,129
	5	10,000	2,887	1,000	-39,875	59,875
	6	20,000	2,887	,303	-29,875	69,875
2	1	-5,000	,000	.	-5,000	-5,000
	3	3,333	1,667	1,000	-25,462	32,129
	4	3,333	1,667	1,000	-25,462	32,129
	5	5,000	2,887	1,000	-44,875	54,875
3	6	15,000	2,887	,526	-34,875	64,875
	1	-8,333	1,667	,566	-37,129	20,462
	2	-3,333	1,667	1,000	-32,129	25,462
	4	,000	2,887	1,000	-49,875	49,875
	5	1,667	3,333	1,000	-55,924	59,257
	6	11,667	3,333	1,000	-45,924	69,257
4	1	-8,333	1,667	,566	-37,129	20,462
	2	-3,333	1,667	1,000	-32,129	25,462
	3	,000	2,887	1,000	-49,875	49,875
	5	1,667	1,667	1,000	-27,129	30,462
	6	11,667	1,667	,297	-17,129	40,462
5	1	-10,000	2,887	1,000	-59,875	39,875
	2	-5,000	2,887	1,000	-54,875	44,875
	3	-1,667	3,333	1,000	-59,257	55,924
	4	-1,667	1,667	1,000	-30,462	27,129
	6	10,000	,000	.	10,000	10,000
6	1	-20,000	2,887	,303	-69,875	29,875
	2	-15,000	2,887	,526	-64,875	34,875
	3	-11,667	3,333	1,000	-69,257	45,924
	4	-11,667	1,667	,297	-40,462	17,129
	5	-10,000	,000	.	-10,000	-10,000

Based on estimated marginal means

a. Adjustment for multiple comparisons: Bonferroni.

2. Krim ekstrak kulit buah rambutan 3%

Within-Subjects Factors

Measure: krim

Waktu	Dependent Variable
1	Siklussatu
2	Siklusdua
3	Siklustiga
4	Siklusempat
5	Sikluslima
6	Siklusenam

Tests of Normality

	Kolmogorov-Smirnov ^a			Shapiro-Wilk		
	Statistic	df	Sig.	Statistic	df	Sig.
Standardized Residual for siklus satu	,253	3	.	,964	3	,637
Standardized Residual for siklus dua	,292	3	.	,923	3	,463
Standardized Residual for siklus tiga	,292	3	.	,923	3	,463
Standardized Residual for siklus empat	,219	3	.	,987	3	,780
Standardized Residual for siklus lima	,219	3	.	,987	3	,780
Standardized Residual for siklus enam	,253	3	.	,964	3	,637

a. Lilliefors Significance Correction

Pairwise Comparisons

Measure: krim

(I) waktu	(J) waktu	Mean Difference (I-J)	Std. Error	Sig. ^a	95% Confidence Interval for Difference ^a	
					Lower Bound	Upper Bound
1	2	1,667	1,667	1,000	-27,129	30,462
	3	11,667	1,667	,297	-17,129	40,462
	4	16,667	3,333	,566	-40,924	74,257
	5	21,667	3,333	,343	-35,924	79,257
	6	21,667	1,667	,088	-7,129	50,462
2	1	-1,667	1,667	1,000	-30,462	27,129
	3	10,000	,000	.	10,000	10,000
	4	15,000	2,887	,526	-34,875	64,875
	5	20,000	2,887	,303	-29,875	69,875
3	6	20,000	2,887	,303	-29,875	69,875
	1	-11,667	1,667	,297	-40,462	17,129
	2	-10,000	,000	.	-10,000	-10,000
	4	5,000	2,887	1,000	-44,875	54,875
	5	10,000	2,887	1,000	-39,875	59,875
4	6	10,000	2,887	1,000	-39,875	59,875
	1	-16,667	3,333	,566	-74,257	40,924
	2	-15,000	2,887	,526	-64,875	34,875
	3	-5,000	2,887	1,000	-54,875	44,875
5	5	5,000	,000	.	5,000	5,000
	6	5,000	2,887	1,000	-44,875	54,875
	1	-21,667	3,333	,343	-79,257	35,924
	2	-20,000	2,887	,303	-69,875	29,875
	3	-10,000	2,887	1,000	-59,875	39,875
6	4	-5,000	,000	.	-5,000	-5,000
	6	,000	2,887	1,000	-49,875	49,875
	1	-21,667	1,667	,088	-50,462	7,129
	2	-20,000	2,887	,303	-69,875	29,875
	3	-10,000	2,887	1,000	-59,875	39,875
	4	-5,000	2,887	1,000	-54,875	44,875
	5	,000	2,887	1,000	-49,875	49,875

Based on estimated marginal means

a. Adjustment for multiple comparisons: Bonferroni.

3. Krim ekstrak kulit buah rambutan 6%

Within-Subjects Factors

Measure: krim

Waktu	Dependent Variable
1	Siklussatu
2	Siklusdua
3	Siklustiga
4	Siklusempat
5	Sikluslima
6	Siklusenam

Tests of Normality

	Kolmogorov-Smirnov ^a			Shapiro-Wilk		
	Statistic	df	Sig.	Statistic	df	Sig.
Standardized Residual for siklussatu	,314	3	.	,893	3	,363
Standardized Residual for siklusdua	,253	3	.	,964	3	,637
Standardized Residual for siklustiga	,253	3	.	,964	3	,637
Standardized Residual for siklusempat	,253	3	.	,964	3	,637
Standardized Residual for sikluslima	,253	3	.	,964	3	,637
Standardized Residual for siklusenam	,253	3	.	,964	3	,637

a. Lilliefors Significance Correction

Pairwise Comparisons

Measure: krim

(I) waktu	(J) waktu	Mean Difference (I-J)	Std. Error	Sig. ^a	95% Confidence Interval for Difference ^a	
					Lower Bound	Upper Bound
1	2	8,333	3,333	1,000	-49,257	65,924
	3	6,667	4,410	1,000	-69,519	82,852
	4	13,333	3,333	,858	-44,257	70,924
	5	21,667	4,410	,585	-54,519	97,852
	6	26,667	4,410	,394	-49,519	102,852
2	1	-8,333	3,333	1,000	-65,924	49,257
	3	-1,667	1,667	1,000	-30,462	27,129
	4	5,000	,000	.	5,000	5,000
	5	13,333	1,667	,229	-15,462	42,129
	6	18,333	1,667	,122	-10,462	47,129
3	1	-6,667	4,410	1,000	-82,852	69,519
	2	1,667	1,667	1,000	-27,129	30,462
	4	6,667	1,667	,858	-22,129	35,462
	5	15,000	,000	.	15,000	15,000
	6	20,000	,000	.	20,000	20,000
4	1	-13,333	3,333	,858	-70,924	44,257
	2	-5,000	,000	.	-5,000	-5,000
	3	-6,667	1,667	,858	-35,462	22,129
	5	8,333	1,667	,566	-20,462	37,129
	6	13,333	1,667	,229	-15,462	42,129
5	1	-21,667	4,410	,585	-97,852	54,519
	2	-13,333	1,667	,229	-42,129	15,462
	3	-15,000	,000	.	-15,000	-15,000
	4	-8,333	1,667	,566	-37,129	20,462
	6	5,000	,000	.	5,000	5,000
6	1	-26,667	4,410	,394	-102,852	49,519
	2	-18,333	1,667	,122	-47,129	10,462
	3	-20,000	,000	.	-20,000	-20,000
	4	-13,333	1,667	,229	-42,129	15,462
	5	-5,000	,000	.	-5,000	-5,000

Based on estimated marginal means

a. Adjustment for multiple comparisons: Bonferroni.

4. Krim ekstrak kulit buah rambutan 9%

Within-Subjects Factors

Measure: krim

Waktu	Dependent Variable
1	Siklussatu
2	Siklusdua
3	Siklustiga
4	Siklusempat
5	Sikluslima
6	Siklusenam

Tests of Normality

	Kolmogorov-Smirnov ^a			Shapiro-Wilk		
	Statistic	df	Sig.	Statistic	df	Sig.
Standardized Residual for siklus satu	,292	3	.	,923	3	,463
Standardized Residual for siklus dua	,292	3	.	,923	3	,463
Standardized Residual for siklus tiga	,219	3	.	,987	3	,780
Standardized Residual for siklus empat	,253	3	.	,964	3	,637
Standardized Residual for siklus lima	,292	3	.	,923	3	,463
Standardized Residual for siklus enam	,253	3	.	,964	3	,637

a. Lilliefors Significance Correction

Pairwise Comparisons

Measure: krim

(I) waktu	(J) waktu	Mean Difference (I-J)	Std. Error	Sig. ^b	95% Confidence Interval for Difference ^b	
					Lower Bound	Upper Bound
1	2	10,000	,000	.	10,000	10,000
	3	15,000	2,887	,526	-34,875	64,875
	4	20,000	2,887	,303	-29,875	69,875
	5	23,333	3,333	,297	-34,257	80,924
	6	30,000	2,887	,137	-19,875	79,875
2	1	-10,000	,000	.	-10,000	-10,000
	3	5,000	2,887	1,000	-44,875	54,875
	4	10,000	2,887	1,000	-39,875	59,875
	5	13,333	3,333	,858	-44,257	70,924
3	6	20,000	2,887	,303	-29,875	69,875
	1	-15,000	2,887	,526	-64,875	34,875
	2	-5,000	2,887	1,000	-54,875	44,875
	4	5,000	2,887	1,000	-44,875	54,875
	5	8,333	1,667	,566	-20,462	37,129
4	6	15,000	2,887	,526	-34,875	64,875
	1	-20,000	2,887	,303	-69,875	29,875
	2	-10,000	2,887	1,000	-59,875	39,875
	3	-5,000	2,887	1,000	-54,875	44,875
	5	3,333	1,667	1,000	-25,462	32,129
	6	10,000	,000	,000	10,000	10,000
5	1	-23,333	3,333	,297	-80,924	34,257
	2	-13,333	3,333	,858	-70,924	44,257
	3	-8,333	1,667	,566	-37,129	20,462
	4	-3,333	1,667	1,000	-32,129	25,462
	6	6,667	1,667	,858	-22,129	35,462
6	1	-30,000	2,887	,137	-79,875	19,875
	2	-20,000	2,887	,303	-69,875	29,875
	3	-15,000	2,887	,526	-64,875	34,875
	4	-10,000	,000	,000	-10,000	-10,000
	5	-6,667	1,667	,858	-35,462	22,129

Based on estimated marginal means

*. The mean difference is significant at the ,05 level.

b. Adjustment for multiple comparisons: Bonferroni.

Lampiran 17. Hasil uji aktivitas antiaging

1. Kolagen

Nama		Sblum UV	Sesudah UV	Pengukuran 1	Pengukuran 2	Pengukuran 3	Pengukuran 4
KELINCI 1	a	53	39	54	60	63	64
K-	b	64	33	58	63	65	67
	c	51	35	55	60	64	66
	d	67	40	59	62	63	66
	e	68	41	56	60	63	65
rata-rata		60.6	37.6	56.4	61	63.6	65.6
SD		8.01	3.43	2.07	1.41	0.89	1.14
KELINCI 2	a	65	35	67	73	80	81
K+	b	51	38	57	63	73	78
	c	78	32	60	67	69	79
	d	59	40	58	75	78	80
	e	54	43	67	75	77	79
Rata-rata		61.4	37.6	61.8	70.6	75.4	79.4
SD		10.69	4.27	4.86	5.36	4.39	1.14
KELINCI 3	a	67	36	56	63	71	74
ekstrak 3%	b	63	42	66	67	70	72
	c	74	33	64	68	71	73
	d	52	36	62	65	68	73
	e	55	41	68	72	74	75
rata-rata		62.2	37.6	63.2	67	70.8	73.4
SD		8.92	3.78	4.60	3.39	2.16	1.14

Nama		Sblum UV	Sesudah UV	Pengukuran 1	Pengukuran 2	Pengukuran 3	Pengukuran 4
KELINCI 4							
ekstrak 6%	a	55	41	60	68	68	70
	b	57	34	62	67	69	72
	c	59	38	65	69	70	73
	d	63	40	63	71	73	75
	e	62	39	65	67	69	71
rata-rata		59.2	38.4	63	68.4	69.8	72.2
SD		3.34	2.70	2.12	1.67	1.92	1.92
KELINCI 5	a	58	38	69	70	72	75
ekstrak 9%	b	62	45	60	62	69	72
	c	73	39	55	68	70	73
	d	60	32	59	65	70	74
	e	52	40	64	69	74	76
rata-rata		61	38.8	61.4	66.8	71	74
SD		7.68	4.65	5.31	3.27	2	1.58

2. Elastisitas

Nama		Sebelum UV	Sesudah UV	Pengukuran 1	Pengukuran 2	Pengukuran 3	Pengukuran 4
KELINCI 1	a	60	40	55	56	56	58
K-	b	54	39	50	54	55	57
	c	63	38	53	56	57	58
	d	62	35	52	55	57	57
	e	55	41	54	56	56	57
rata-rata		58.8	38.6	52.8	55.4	56.2	57.4
SD		4.08	2.30	1.92	0.89	0.83	0.54
KELINCI 2	a	67	40	60	63	68	75
K+	b	50	43	57	65	69	76
	c	67	38	64	68	75	79
	d	60	40	58	68	74	79
	e	54	42	60	67	75	78
rata-rata		59.6	40.6	59.8	66.2	72.2	77.4
SD		7.63	1.94	2.68	2.16	3.42	1.81
KELINCI 3	a	67	40	53	60	64	66
EKSTRAK 3%	b	53	39	59	62	65	67
	c	58	35	56	60	64	68
	d	60	40	58	64	66	68
	e	61	42	59	62	65	69
rata-rata		59.8	39.2	57	61.6	64.8	67.6
SD		5.06	2.58	2.54	1.67	0.83	1.14

Nama		Sebelum UV	Sesudah UV	Pengukuran 1	Pengukuran 2	Pengukuran 3	Pengukuran 4
KELINCI 4	a	64	35	52	58	60	65
EKSTRAK 6%	b	60	42	55	63	66	68
	c	58	41	59	63	65	69
	d	60	44	58	62	67	70
	e	59	43	58	60	65	68
rata-rata		60.2	41	56.4	61.2	64.6	68
SD		2.28	3.53	2.88	2.16	2.70	1.87
KELINCI 5	a	60	39	60	63	65	69
EKSTRAK 9%	b	62	42	60	61	64	67
	c	65	39	58	63	64	68
	d	50	40	56	63	66	69
	e	55	43	58	65	67	70
rata-rata		58.4	40.6	58.4	63	65.2	68.6
SD		5.94	1.81	1.67	1.41	1.30	1.14

3. Kelembaban

Nama		sebelum UV	sesudah UV	Pengukuran 1	Pengukuran 2	Pengukuran 3	Pengukuran 4
KELINCI 1	a	15	4	4	8	10	10
K-	b	11	3	5	6	8	9
	c	18	5	7	8	9	11
	d	12	4	5	7	8	10
	e	19	5	7	9	9	9
rata-rata		15	4.2	5.6	7.6	8.8	9.8
SD		3.53	0.837	1.34	1.14	0.83	0.83
KELINCI 2	a	16	4	8	12	15	19
K+	b	23	3	9	11	13	18
	c	10	4	9	11	14	17
	d	9	5	10	13	15	18
	e	14	3	9	12	14	17
rata-rata		14.4	3.8	9	11.8	14.2	17.8
SD		5.59	0.83	0.70	0.83	0.83	0.83
KELINCI 3	a	10	3	8	10	11	14
EKSTRAK 3%	b	12	5	8	9	13	15
	c	12	5	7	9	12	15
	d	14	4	9	11	14	16
	e	13	3	8	10	13	14
rata-rata		12.2	4	8	9.8	12.6	14.8
SD		1.48	1	0.70	0.83	1.14	0.83

Nama		sebelum UV	sesudah UV	Pengukuran 1	Pengukuran 2	Pengukuran 3	Pengukuran 4
KELINCI 4	a	12	5	7	9	10	15
EKSTRAK 6%	b	13	3	7	9	11	14
	c	15	3	8	11	13	15
	d	14	6	9	11	12	14
	e	12	4	9	10	14	16
rata-rata		13.2	4.2	8	10	12	14.8
SD		1.30	1.30	1	1	1.58	0.83
KELINCI 5	a	12	3	7	9	11	14
EKSTRAK 9%	b	13	4	6	9	12	15
	c	10	4	9	11	12	15
	d	15	3	8	10	13	16
	e	14	6	9	11	12	15
rata-rata		12.8	4	7.8	10	12	15
SD		1.92	1.22	1.30	1	0.70	0.70

4. Luas pori

		Sebelum UV	Sesudah UV	Pengukuran 1	Pengukuran 2	Pengukuran 3	Pengukuran 4
KELINCI 1	A	11	32	30	29	28	27
K-	B	13	35	34	33	32	31
	C	14	32	31	30	29	28
	D	15	35	33	34	32	31
	E	12	33	30	29	28	27
RATA-RATA		13	33.4	31.6	31	29.8	28.8
SD		1.58	1.51	1.81	2.34	2.04	2.04
KELINCI 2	A	11	33	31	28	25	22
K+	B	14	31	30	26	23	19
	C	12	33	31	27	24	21
	D	11	32	29	26	23	20
	E	17	31	29	25	22	19
RATA-RATA		13	32	30	26.4	23.4	20.2
SD		2.54	1	1	1.14	1.14	1.30
KELINCI 3	A	15	33	30	28	27	24
EKSTRAK 3%	B	12	35	33	30	28	25
	C	13	34	31	27	26	23
	D	14	32	30	29	27	23
	E	18	33	31	29	26	24
RATA-RATA		14.4	33.4	31	28.6	26.8	23.8
SD		2.30	1.14	1.22	1.14	0.83	0.83

		Sebelum UV	Sesudah UV	Pengukuran 1	Pengukuran 2	Pengukuran 3	Pengukuran 4
KELINCI 4	A	12	33	30	28	26	23
EKSTRAK 6%	B	13	35	31	29	27	24
	C	16	33	32	30	26	24
	D	12	34	32	29	28	25
	E	17	32	30	29	27	24
RATA-RATA		14	33.4	31	29	26.8	24
SD		2.34	1.14	1	0.70	0.83	0.70
KELINCI 5	A	14	32	30	27	26	23
EKSTRAK 9%	B	12	31	29	26	24	21
	C	14	34	32	29	27	22
	D	16	34	33	30	26	25
	E	12	33	31	29	27	24
RATA-RATA		13.6	32.8	31	28.2	26	23
SD		1.67	1.30	1.58	1.64	1.22	1.58

Lampiran 18. Hasil nilai AUC antiaging

1. Kolagen

Kontrol negatif

Titik 1	Titik 2	Titik 3	Titik 4	Titik 5	AUC Total
46	279	399	430.5	444.5	1599
48.5	273	423.5	448	462	1655
43	270	402.5	434	455	1604.5
53.5	297	423.5	437.5	451.5	1663
54.5	291	406	430.5	448	1630
RATA RATA					1630.3
SD					10.08

Kontrol positif

Titik 1	Titik 2	Titik 3	Titik 4	Titik 5	AUC Total
50	306	490	535.5	563.5	1945
44.5	285	420	476	528.5	1754
55	276	444.5	476	518	1769.5
49.5	294	465.5	535.5	553	1897.5
48.5	330	497	532	546	1953.5
RATA RATA					1863.9
SD					14.87

Krim ekstrak 3%

Titik 1	Titik 2	Titik 3	Titik 4	Titik 5	AUC Total
51.5	276	416.5	469	507.5	1720.5
52.5	324	465.5	479.5	497	1818.5
53.5	291	462	486.5	504	1797
44	294	444.5	465.5	493.5	1741.5
48	327	490	511	521.5	1897.5
RATA RATA					1795
SD					12.69

Krim ekstrak 6%

Titik 1	Titik 2	Titik 3	Titik 4	Titik 5	AUC Total
48	303	448	476	483	1758
45.5	288	451.5	476	493.5	1754.5
48.5	309	469	486.5	500.5	1813.5
51.5	309	469	504	518	1851.5
50.5	312	462	476	490	1790.5

RATA RATA					1793.6
SD					11.72

Krim ekstrak 9%

Titik 1	Titik 2	Titik 3	Titik 4	Titik 5	AUC Total
48	321	486.5	497	514.5	1867
53.5	315	427	458.5	493.5	1747.5
56	282	430.5	483	500.5	1752
46	273	434	472.5	504	1729.5
46	312	465.5	500.5	525	1849
RATA RATA					1789
SD					12.37

2. Elastisitas

Kontrol negatif

Titik 1	Titik 2	Titik 3	Titik 4	Titik 5	AUC Total
50	285	388.5	392	399	1514.5
46.5	267	364	381.5	392	1451
50.5	273	381.5	395.5	402.5	1503
48.5	261	374.5	392	399	1475
48	285	385	392	395.5	1505.5
RATA RATA					1489.8
SD					7.16

Kontrol positif

Titik 1	Titik 2	Titik 3	Titik 4	Titik 5	AUC Total
53.5	300	430.5	458.5	500.5	1743
46.5	300	427	469	507.5	1750
52.5	306	462	500.5	539	1860
50	294	441	497	535.5	1817.5
48	306	444.5	497	535.5	1831
RATA RATA					1800.3
SD					12.43

Krim ekstrak 3%

Titik 1	Titik 2	Titik 3	Titik 4	Titik 5	AUC Total
53.5	279	395.5	434	455	1617
46	294	423.5	444.5	462	1670

46.5	273	406	434	462	1621.5
50	294	427	455	469	1695
51.5	303	423.5	444.5	469	1691.5
RATA RATA					1659
SD					9.67

Krim ekstrak 6%

Titik 1	Titik 2	Titik 3	Titik 4	Titik 5	AUC Total
49.5	261	385	413	437.5	1546
51	291	413	451.5	469	1675.5
49.5	300	427	448	469	1693.5
52	306	420	451.5	479.5	1709
51	303	413	437.5	465.5	1670
RATA RATA					1658.8
SD					9.11

Krim ekstrak 9%

Titik 1	Titik 2	Titik 3	Titik 4	Titik 5	AUC Total
49.5	297	430.5	448	469	1694
52	306	423.5	437.5	458.5	1677.5
52	291	423.5	444.5	462	1673
45	288	416.5	451.5	472.5	1673.5
49	303	430.5	462	479.5	1724
RATA RATA					1688.4
SD					9.49

3. Kelembaban

Kontrol negatif

Titik 1	Titik 2	Titik 3	Titik 4	Titik 5	AUC Total
9.5	24	42	63	70	208.5
7	24	38.5	49	59.5	178
11.5	36	52.5	59.5	70	229.5
8	27	42	52.5	63	192.5
12	36	56	63	63	230
RATA RATA					207.7
SD					3.84

Kontrol positif

Titik 1	Titik 2	Titik 3	Titik 4	Titik 5	AUC Total
10	36	70	94.5	119	329.5

13	36	70	84	108.5	311.5
7	39	70	87.5	108.5	312
7	45	80.5	98	115.5	346
8.5	36	73.5	91	108.5	317.5
RATA RATA					323.3
SD					5.05

Krim ekstrak 3%

Titik 1	Titik 2	Titik 3	Titik 4	Titik 5	AUC Total
6.5	33	63	73.5	87.5	263.5
8.5	39	59.5	77	98	282
8.5	36	56	73.5	94.5	268.5
9	39	70	87.5	105	310.5
8	33	63	80.5	94.5	279
RATA RATA					280.7
SD					3.70

Krim ekstrak 6%

Titik 1	Titik 2	Titik 3	Titik 4	Titik 5	AUC Total
8.5	36	56	66.5	87.5	254.5
8	30	56	70	87.5	251.5
9	33	66.5	84	98	290.5
10	45	70	80.5	91	296.5
8	39	66.5	84	105	302.5
RATA RATA					279.1
SD					3.73

Krim ekstrak 9%

Titik 1	Titik 2	Titik 3	Titik 4	Titik 5	AUC Total
7.5	30	56	70	87.5	251
8.5	30	52.5	73.5	94.5	259
7	39	70	80.5	94.5	291
9	33	63	80.5	101.5	287
10	45	70	80.5	94.5	300
RATA RATA					277.6
SD					3.81

4. Pori**Kontrol negatif**

Titik 1	Titik 2	Titik 3	Titik 4	Titik 5	AUC Total
---------	---------	---------	---------	---------	-----------

21.5	186	206.5	199.5	192.5	806
24	207	234.5	227.5	220.5	913.5
23	189	213.5	206.5	199.5	831.5
25	204	234.5	231	220.5	915
22.5	189	206.5	199.5	192.5	810
RATA RATA					855.2
SD					7.16

Kontrol positif

Titik 1	Titik 2	Titik 3	Titik 4	Titik 5	AUC Total
22	192	206.5	185.5	164.5	770.5
22.5	183	196	171.5	147	720
22.5	192	203	178.5	157.5	753.5
21.5	183	192.5	171.5	150.5	719
24	180	189	164.5	143.5	701
RATA RATA					732.8
SD					6.58

Krim ekstrak 3%

Titik 1	Titik 2	Titik 3	Titik 4	Titik 5	AUC Total
24	189	203	192.5	178.5	787
23.5	204	220.5	203	185.5	836.5
23.5	195	203	185.5	171.5	778.5
23	186	206.5	196	175	786.5
25.5	192	210	192.5	175	795
RATA RATA					796.7
SD					6.35

Krim ekstrak 6%

Titik 1	Titik 2	Titik 3	Titik 4	Titik 5	AUC Total
22.5	189	203	189	171.5	775
24	198	210	196	178.5	806.5
24.5	195	217	196	175	807.5
23	198	213.5	199.5	185.5	819.5
24.5	186	206.5	196	178.5	791.5
RATA RATA					800
SD					6.48

Krim ekstrak 9%

Titik 1	Titik 2	Titik 3	Titik 4	Titik 5	AUC Total
23	186	199.5	185.5	171.5	765.5
21.5	180	192.5	175	157.5	726.5

24	198	213.5	196	171.5	803
25	201	220.5	196	178.5	821
22.5	192	210	196	178.5	799
RATA RATA					783
SD					6.55

Lampiran 19. Hasil uji statistik aktivitas antiaging Repeated ANOVA

A. Kolagen

1. Kontrol negatif

Within-Subjects Factors

Measure: krim

waktu	Dependent Variable
1	Sebelum
2	Sesudah
3	Seminggu
4	Duaminggu
5	Tigaminggu
6	empatminggu

Tests of Normality

	Kolmogorov-Smirnov ^a			Shapiro-Wilk		
	Statistic	df	Sig.	Statistic	df	Sig.
Standardized Residual for sebelum	,264	5	,200 [*]	,838	5	,159
Standardized Residual for sesudah	,258	5	,200 [*]	,902	5	,419
Standardized Residual for seminggu	,141	5	,200 [*]	,979	5	,928
Standardized Residual for duaminggu	,244	5	,200 [*]	,871	5	,272
Standardized Residual for tigaminggu	,241	5	,200 [*]	,821	5	,119
Standardized Residual for empatminggu	,237	5	,200 [*]	,961	5	,814

*. This is a lower bound of the true significance.

a. Lilliefors Significance Correction

Pairwise Comparisons

Measure: krim

(I) waktu	(J) waktu	Mean Difference (I-J)	Std. Error	Sig. ^b	95% Confidence Interval for Difference ^b	
					Lower Bound	Upper Bound
1	2	23,000 [*]	3,362	,036	1,977	44,023
	3	17,800	3,484	,104	-3,991	39,591
	4	8,800	4,443	1,000	-18,987	36,587
	5	-3,400	3,473	1,000	-25,119	18,319
	6	-5,000 [*]	3,464	1,000	-26,665	16,665
2	1	-23,000 [*]	3,362	,036	-44,023	-1,977
	3	-5,200	1,393	,304	-13,911	3,511
	4	-14,200 [*]	1,744	,019	-25,104	-3,296
	5	-26,400 [*]	1,806	,002	-37,692	-15,108
3	6	-28,000 [*]	1,924	,002	-40,030	-15,970
	1	-17,800	3,484	,104	-39,591	3,991
	2	5,200	1,393	,304	-3,511	13,911
	4	-9,000 [*]	1,140	,021	-16,131	-1,869
	5	-21,200 [*]	1,158	,001	-28,440	-13,960
4	6	-22,800 [*]	1,241	,001	-30,561	-15,039
	1	-8,800	4,443	1,000	-36,587	18,987
	2	14,200 [*]	1,744	,019	3,296	25,104
	3	9,000 [*]	1,140	,021	1,869	16,131
5	5	-12,200 [*]	1,319	,011	-20,450	-3,950
	6	-13,800	1,393	,009	-22,511	-5,089
	1	3,400	3,473	1,000	-18,319	25,119
	2	26,400 [*]	1,806	,002	15,108	37,692
	3	21,200 [*]	1,158	,001	13,960	28,440

	4	12,200*	1,319	,011	3,950	20,450
	6	-1,600*	,245	,043	-3,132	-,068
	1	5,000	3,464	1,000	-16,665	26,665
	2	28,000*	1,924	,002	15,970	40,030
6	3	22,800*	1,241	,001	15,039	30,561
	4	13,800*	1,393	,009	5,089	22,511
	5	1,600*	,245	,043	,068	3,132

Based on estimated marginal means

*. The mean difference is significant at the ,05 level.

b. Adjustment for multiple comparisons: Bonferroni.

2. Kontrol positif

Within-Subjects Factors

Measure: krim

waktu	Dependent Variable
1	sebelum
2	sesudah
3	seminggu
4	duaminggu
5	tigaminggu
6	empatminggu

Tests of Normality

	Kolmogorov-Smirnov ^a			Shapiro-Wilk		
	Statistic	df	Sig.	Statistic	df	Sig.
Standardized Residual for sebelum	,189	5	,200	,928	5	,584
Standardized Residual for sesudah	,137	5	,200	,991	5	,984
Standardized Residual for seminggu	,257	5	,200	,820	5	,117
Standardized Residual for duaminggu	,273	5	,200	,852	5	,201
Standardized Residual for tigaminggu	,242	5	,200	,940	5	,665
Standardized Residual for empatminggu	,237	5	,200	,961	5	,814

*. This is a lower bound of the true significance.

a. Lilliefors Significance Correction

Pairwise Comparisons

Measure: krim

(I) waktu	(J) waktu	Mean Difference (I-J)	Std. Error	Sig. ^b	95% Confidence Interval for Difference ^b	
					Lower Bound	Upper Bound
1	2	23,800	6,461	,317	-16,605	64,205
	3	-,400	5,163	1,000	-32,692	31,892
	4	-9,200	5,490	1,000	-43,535	25,135
	5	-14,000	5,916	1,000	-51,000	23,000
	6	-18,000	4,648	,269	-47,066	11,066
2	1	-23,800	6,461	,317	-64,205	16,605
	3	-24,200*	2,653	,012	-40,794	-7,606
	4	-33,000*	2,214	,002	-46,844	-19,156
	5	-37,800*	1,934	,001	-49,895	-25,705
3	6	-41,800*	2,059	,001	-54,678	-28,922
	1	,400	5,163	1,000	-31,892	32,692
	2	24,200	2,653	,012	7,606	40,794
	4	-8,800	2,083	,201	-21,829	4,229
	5	-13,600*	2,015	,038	-26,202	-,998
	6	-17,600*	1,965	,013	-29,887	-5,313

	1	9,200 [*]	5,490	1,000	-25,135	43,535
	2	33,000 [*]	2,214	,002	19,156	46,844
4	3	8,800	2,083	,201	-4,229	21,829
	5	-4,800	1,594	,592	-14,767	5,167
	6	-8,800	2,083	,201	-21,829	4,229
	1	14,000	5,916	1,000	-23,000	51,000
	2	37,800 [*]	1,934	,001	25,705	49,895
5	3	13,600 [*]	2,015	,038	,998	26,202
	4	4,800	1,594	,592	-5,167	14,767
	6	-4,000	1,643	1,000	-14,276	6,276
	1	18,000	4,648	,269	-11,066	47,066
	2	41,800 [*]	2,059	,001	28,922	54,678
6	3	17,600 [*]	1,965	,013	5,313	29,887
	4	8,800	2,083	,201	-4,229	21,829
	5	4,000	1,643	1,000	-6,276	14,276

Based on estimated marginal means

*. The mean difference is significant at the ,05 level.

b. Adjustment for multiple comparisons: Bonferroni.

3. Krim ekstrak 3%

Within-Subjects Factors

Measure: krim

waktu	Dependent Variable
1	sebelum
2	sesudah
3	seminggu
4	duaminggu
5	tigaminggu
6	empatminggu

Tests of Normality

	Kolmogorov-Smirnov ^a			Shapiro-Wilk		
	Statistic	df	Sig.	Statistic	df	Sig.
Standardized Residual for sebelum	,248	5	,200 [*]	,944	5	,692
Standardized Residual for sesudah	,232	5	,200 [*]	,959	5	,800
Standardized Residual for seminggu	,204	5	,200 [*]	,976	5	,913
Standardized Residual for duaminggu	,243	5	,200 [*]	,922	5	,544
Standardized Residual for tigaminggu	,291	5	,191 [*]	,905	5	,440
Standardized Residual for empatminggu	,136	5	,200 [*]	,987	5	,967

*. This is a lower bound of the true significance.

a. Lilliefors Significance Correction

Pairwise Comparisons

Measure: krim

(I) waktu	(J) waktu	Mean Difference (I-J)	Std. Error	Sig. ^b	95% Confidence Interval for Difference ^b	
					Lower Bound	Upper Bound
	2	22,200	3,929	,073	-2,375	46,775
1	3	-,400	5,446	1,000	-34,460	33,660
	4	-5,800	3,967	1,000	-30,612	19,012
	5	-10,000	4,111	1,000	-35,710	15,710

	6	-13,000	3,975	,462	-37,859	11,859
	1	-22,200	3,929	,073	-46,775	2,375
	3	-22,600	3,108	,029	-42,038	-3,162
2	4	-28,000	2,864	,009	-45,909	-10,091
	5	-32,200	2,332	,002	-46,787	-17,613
	6	-35,200	2,437	,002	-50,442	-19,958
	1	,400	5,446	1,000	-33,660	34,460
	2	22,600	3,108	,029	3,162	42,038
3	4	-5,400	2,112	,943	-18,608	7,808
	5	-9,600	1,939	,116	-21,727	2,527
	6	-12,600	1,990	,048	-25,045	-,155
	1	5,800	3,967	1,000	-19,012	30,612
	2	28,000	2,864	,009	10,091	45,909
4	3	5,400	2,112	,943	-7,808	18,608
	5	-4,200	,970	,185	-10,264	1,864
	6	-7,200	1,020	,032	-13,578	-,822
	1	10,000	4,111	1,000	-15,710	35,710
	2	32,200	2,332	,002	17,613	46,787
5	3	9,600	1,939	,116	-2,527	21,727
	4	4,200	,970	,185	-1,864	10,264
	6	-3,000	,316	,010	-4,978	-1,022
	1	13,000	3,975	,462	-11,859	37,859
	2	35,200	2,437	,002	19,958	50,442
6	3	12,600	1,990	,048	,155	25,045
	4	7,200	1,020	,032	,822	13,578
	5	3,000	,316	,010	1,022	4,978

Based on estimated marginal means

*. The mean difference is significant at the ,05 level.

b. Adjustment for multiple comparisons: Bonferroni.

4. Krim ekstrak 6%

Within-Subjects Factors

Measure: krim

waktu	Dependent Variable
1	sebelum
2	sesudah
3	seminggu
4	duaminggu
5	tigaminggu
6	empatminggu

Tests of Normality

	Kolmogorov-Smirnov ^a			Shapiro-Wilk		
	Statistic	df	Sig.	Statistic	df	Sig.
Standardized Residual for sebelum	,199	5	,200	,950	5	,737
Standardized Residual for sesudah	,241	5	,200	,903	5	,427
Standardized Residual for seminggu	,227	5	,200	,910	5	,468
Standardized Residual for duaminggu	,201	5	,200	,881	5	,314
Standardized Residual for tigaminggu	,261	5	,200	,859	5	,223
Standardized Residual for empatminggu	,141	5	,200	,979	5	,928

*. This is a lower bound of the true significance.

a. Lilliefors Significance Correction

Pairwise Comparisons

Measure: krim

(I) waktu	(J) waktu	Mean Difference (I-J)	Std. Error	Sig. ^b	95% Confidence Interval for Difference ^b	
					Lower Bound	Upper Bound
1	2	20,800 [*]	1,744	,004	9,896	31,704
	3	-3,800 [*]	1,068	,354	-10,478	2,878
	4	-9,200 [*]	1,319	,033	-17,450	-,950
	5	-10,600 [*]	1,030	,008	-17,039	-4,161
	6	-13,000 [*]	1,140	,005	-20,131	-5,869
2	1	-20,800 [*]	1,744	,004	-31,704	-9,896
	3	-24,600 [*]	1,631	,002	-34,800	-14,400
	4	-30,000 [*]	1,095	,000	-36,851	-23,149
	5	-31,400 [*]	1,364	,000	-39,929	-22,871
	6	-33,800 [*]	1,530	,000	-43,367	-24,233
3	1	3,800 [*]	1,068	,354	-2,878	10,478
	2	24,600 [*]	1,631	,002	14,400	34,800
	4	-5,400 [*]	1,166	,147	-12,693	1,893
	5	-6,800 [*]	1,068	,047	-13,478	-,122
	6	-9,200 [*]	1,020	,013	-15,578	-2,822
4	1	9,200 [*]	1,319	,033	,950	17,450
	2	30,000 [*]	1,095	,000	23,149	36,851
	3	5,400 [*]	1,166	,147	-1,893	12,693
	5	-1,400 [*]	,400	,373	-3,902	1,102
	6	-3,800 [*]	,490	,022	-6,864	-,736
5	1	10,600 [*]	1,030	,008	4,161	17,039
	2	31,400 [*]	1,364	,000	22,871	39,929
	3	6,800 [*]	1,068	,047	,122	13,478
	4	1,400 [*]	,400	,373	-1,102	3,902
	6	-2,400 [*]	,245	,009	-3,932	-,868
6	1	13,000 [*]	1,140	,005	5,869	20,131
	2	33,800 [*]	1,530	,000	24,233	43,367
	3	9,200 [*]	1,020	,013	2,822	15,578
	4	3,800 [*]	,490	,022	,736	6,864
	5	2,400 [*]	,245	,009	,868	3,932

Based on estimated marginal means

*. The mean difference is significant at the ,05 level.

b. Adjustment for multiple comparisons: Bonferroni.

5. Krim ekstrak 9%

Within-Subjects Factors

Measure: krim

waktu	Dependent Variable
1	sebelum
2	sesudah
3	seminggu
4	duaminggu
5	tigaminggu
6	Empatminggu

Tests of Normality

	Kolmogorov-Smirnov ^a			Shapiro-Wilk		
	Statistic	df	Sig.	Statistic	df	Sig.
Standardized Residual for sebelum	,190	5	,200*	,963	5	,826
Standardized Residual for sesudah	,264	5	,200*	,903	5	,429
Standardized Residual for seminggu	,197	5	,200*	,943	5	,685
Standardized Residual for duaminggu	,184	5	,200*	,978	5	,921
Standardized Residual for tigaminggu	,263	5	,200*	,951	5	,747
Standardized Residual for empatminggu	,237	5	,200*	,961	5	,814

*. This is a lower bound of the true significance.

a. Lilliefors Significance Correction

Pairwise Comparisons

Measure: krim

(I) waktu	(J) waktu	Mean Difference (I-J)	Std. Error	Sig. ^b	95% Confidence Interval for Difference ^b	
					Lower Bound	Upper Bound
1	2	24,600	5,046	,123	-6,957	56,157
	3	-1,000	4,970	1,000	-32,082	30,082
	4	-4,800	4,532	1,000	-33,144	23,544
	5	-8,600	4,007	1,000	-33,663	16,463
2	6	-11,200	4,152	,814	-37,168	14,768
	1	-24,600	5,046	,123	-56,157	6,957
	3	-25,600	1,806	,002	-36,892	-14,308
	4	-29,400	1,720	,001	-40,160	-18,640
3	5	-33,200	1,655	,001	-43,552	-22,848
	6	-35,800	1,744	,000	-46,704	-24,896
	1	1,000	4,970	1,000	-30,082	32,082
	2	25,600	1,806	,002	14,308	36,892
4	3	-3,800	,970	,259	-9,864	2,264
	5	-7,600	1,913	,248	-19,565	4,365
	6	-10,200	2,131	,131	-23,526	3,126
	1	4,800	4,532	1,000	-23,544	33,144
5	2	29,400	1,720	,001	18,640	40,160
	3	3,800	,970	,259	-2,264	9,864
	5	-3,800	1,068	,354	-10,478	2,878
	6	-6,400	1,400	,154	-15,156	2,356
6	1	8,600	4,007	1,000	-16,463	33,663
	2	33,200	1,655	,001	22,848	43,552
	3	7,600	1,913	,248	-4,365	19,565
	4	3,800	1,068	,354	-2,878	10,478
6	6	-2,600	,678	,278	-6,842	1,642
	1	11,200	4,152	,814	-14,768	37,168
	2	35,800	1,744	,000	24,896	46,704
	3	10,200	2,131	,131	-3,126	23,526
6	4	6,400	1,400	,154	-2,356	15,156
	5	2,600	,678	,278	-1,642	6,842

Based on estimated marginal means

*. The mean difference is significant at the ,05 level.

b. Adjustment for multiple comparisons: Bonferroni.

B. Elastisitas

1. Kontrol negatif

Within-Subjects Factors

Measure: krim

waktu	Dependent Variable
1	Sebelum
2	Sesudah
3	Seminggu
4	Duaminggu
5	Tigaminggu
6	Empatminggu

Tests of Normality

	Kolmogorov-Smirnov ^a			Shapiro-Wilk		
	Statistic	df	Sig.	Statistic	df	Sig.
Standardized Residual for sebelum	,224	5	,200	,881	5	,314
Standardized Residual for sesudah	,197	5	,200	,943	5	,685
Standardized Residual for seminggu	,222	5	,200	,945	5	,701
Standardized Residual for duaminggu	,212	5	,200	,925	5	,566
Standardized Residual for tigaminggu	,137	5	,200	,991	5	,984
Standardized Residual for empatminggu	,268	5	,200	,896	5	,390

*. This is a lower bound of the true significance.

a. Lilliefors Significance Correction

Pairwise Comparisons

Measure: krim

(I) waktu	(J) waktu	Mean Difference (I-J)	Std. Error	Sig. ^b	95% Confidence Interval for Difference ^b	
					Lower Bound	Upper Bound
1	2	20,200	2,596	,022	3,963	36,437
	3	2,400	1,720	1,000	-8,360	13,160
	4	-1,000	,632	1,000	-4,955	2,955
	5	-1,600	1,833	1,000	-13,064	9,864
	6	-4,000	1,414	,711	-12,845	4,845
2	1	-20,200	2,596	,022	-36,437	-3,963
	3	-17,800	2,853	,056	-35,643	,043
	4	-21,200	2,709	,022	-38,144	-4,256
	5	-21,800	2,709	,019	-38,744	-4,856
3	6	-24,200	2,634	,012	-40,676	-7,724
	1	-2,400	1,720	1,000	-13,160	8,360
	2	17,800	2,853	,050	-,043	35,643
	4	-3,400	1,720	1,000	-14,160	7,360
	5	-4,000	,316	,003	-5,978	-2,022
4	6	-6,400	,510	,003	-9,589	-3,211
	1	1,000	,632	1,000	-2,955	4,955
	2	21,200	2,709	,022	4,256	38,144
	3	3,400	1,720	1,000	-7,360	14,160
	5	-,600	1,778	1,000	-11,717	10,517
	6	-3,000	1,414	1,000	-11,845	5,845
5	1	1,600	1,833	1,000	-9,864	13,064
	2	21,800	2,709	,019	4,856	38,744
	3	4,000	,316	,003	2,022	5,978
	4	,600	1,778	1,000	-10,517	11,717
	6	-2,400	,510	,139	-5,589	,789

	1	4,000	1,414	,711	-4,845	12,845
	2	24,200 [*]	2,634	,012	7,724	40,676
6	3	6,400 [*]	,510	,003	3,211	9,589
	4	3,000	1,414	1,000	-5,845	11,845
	5	2,400	,510	,139	-,789	5,589

Based on estimated marginal means

*. The mean difference is significant at the ,05 level.

b. Adjustment for multiple comparisons: Bonferroni.

2. Kontrol positif

Within-Subjects Factors

Measure: krim

waktu	Dependent Variable
1	Sebelum
2	Sesudah
3	Seminggu
4	Duaminggu
5	Tigaminggu
6	Empatminggu

Tests of Normality

	Kolmogorov-Smirnov ^a			Shapiro-Wilk		
	Statistic	df	Sig.	Statistic	df	Sig.
Standardized Residual for sebelum	,234	5	,200 [*]	,894	5	,376
Standardized Residual for sesudah	,221	5	,200 [*]	,953	5	,758
Standardized Residual for seminggu	,270	5	,200 [*]	,916	5	,502
Standardized Residual for duaminggu	,244	5	,200 [*]	,871	5	,272
Standardized Residual for tigaminggu	,301	5	,158	,795	5	,074
Standardized Residual for empatminggu	,229	5	,200 [*]	,867	5	,254

*. This is a lower bound of the true significance.

a. Lilliefors Significance Correction

Pairwise Comparisons

Measure: krim

(I) waktu	(J) waktu	Mean Difference (I-J)	Std. Error	Sig. ^b	95% Confidence Interval for Difference ^b	
					Lower Bound	Upper Bound
1	2	19,000	4,231	,163	-7,460	45,460
	3	-,200	2,709	1,000	-17,144	16,744
	4	-6,600	3,586	1,000	-29,028	15,828
	5	-12,600	3,669	,396	-35,545	10,345
	6	-17,800	3,441	,100	-39,320	3,720
2	1	-19,000 [*]	4,231	,163	-45,460	7,460
	3	-19,200 [*]	1,960	,009	-31,455	-6,945
	4	-25,600 [*]	1,503	,001	-35,002	-16,198
	5	-31,600 [*]	2,015	,001	-44,202	-18,998
	6	-36,800 [*]	1,428	,000	-45,733	-27,867

	1	,200	2,709	1,000	-16,744	17,144
	2	19,200	1,960	,009	6,945	31,455
3	4	-6,400	1,288	,115	-14,458	1,658
	5	-12,400	1,435	,015	-21,376	-3,424
	6	-17,600	1,166	,002	-24,893	-10,307
	1	6,600	3,586	1,000	-15,828	29,028
	2	25,600	1,503	,001	16,198	35,002
4	3	6,400	1,288	,115	-1,658	14,458
	5	-6,000	,707	,016	-10,422	-1,578
	6	-11,200	,200	,000	-12,451	-9,949
	1	12,600	3,669	,396	-10,345	35,545
	2	31,600	2,015	,001	18,998	44,202
5	3	12,400	1,435	,015	3,424	21,376
	4	6,000	,707	,016	1,578	10,422
	6	-5,200	,800	,043	-10,203	-,197
	1	17,800	3,441	,100	-3,720	39,320
	2	36,800	1,428	,000	27,867	45,733
6	3	17,600	1,166	,002	10,307	24,893
	4	11,200	,200	,000	9,949	12,451
	5	5,200	,800	,043	,197	10,203

Based on estimated marginal means

*. The mean difference is significant at the ,05 level.

b. Adjustment for multiple comparisons: Bonferroni.

3. Krim ekstrak 3%

Within-Subjects Factors

Measure: krim

waktu	Dependent Variable
1	Sebelum
2	Sesudah
3	Seminggu
4	Duaminggu
5	Tigaminggu
6	Empatminggu

Tests of Normality

	Kolmogorov-Smirnov ^a			Shapiro-Wilk		
	Statistic	df	Sig.	Statistic	df	Sig.
Standardized Residual for sebelum	,206	5	,200*	,963	5	,827
Standardized Residual for sesudah	,229	5	,200*	,867	5	,254
Standardized Residual for seminggu	,231	5	,200*	,881	5	,314
Standardized Residual for duaminggu	,300	5	,161	,883	5	,325
Standardized Residual for tigaminggu	,221	5	,200*	,902	5	,421
Standardized Residual for enpatminggu	,237	5	,200*	,961	5	,814

*. This is a lower bound of the true significance.

a. Lilliefors Significance Correction

Pairwise Comparisons

Measure: krim

(I) waktu	(J) waktu	Mean Difference (I-J)	Std. Error	Sig. ^b	95% Confidence Interval for Difference ^b	
					Lower Bound	Upper Bound
1	2	17,800	2,973	,059	-,795	36,395
	3	,000	2,214	1,000	-13,844	13,844
	4	-4,600	2,977	1,000	-23,216	14,016
	5	-6,800	3,153	1,000	-26,518	12,918
	6	-10,200	3,007	,412	-29,004	8,604
2	1	-17,800	2,973	,059	-36,395	,795
	3	-17,800	1,068	,001	-24,478	-11,122
	4	-22,400	,927	,000	-28,200	-16,600
	5	-24,600	,748	,000	-29,280	-19,920
	6	-28,000	,894	,000	-33,594	-22,406
3	1	,000	2,214	1,000	-13,844	13,844
	2	17,800	1,068	,001	11,122	24,478
	4	-4,600	1,166	,253	-11,893	2,693
	5	-6,800	1,158	,063	-14,040	,440
	6	-10,200	1,068	,010	-16,878	-3,522
4	1	4,600	2,977	1,000	-14,016	23,216
	2	22,400	,927	,000	16,600	28,200
	3	4,600	1,166	,253	-2,693	11,893
	5	-2,200	,374	,063	-4,540	,140
	6	-5,600	,245	,000	-7,132	-4,068
5	1	6,800	3,153	1,000	-12,918	26,518
	2	24,600	,748	,000	19,920	29,280
	3	6,800	1,158	,063	-,440	14,040
	4	2,200	,374	,063	-,140	4,540
	6	-3,400	,245	,002	-4,932	-1,868
6	1	10,200	3,007	,412	-8,604	29,004
	2	28,000	,894	,000	22,406	33,594
	3	10,200	1,068	,010	3,522	16,878
	4	5,600	,245	,000	4,068	7,132
	5	3,400	,245	,002	1,868	4,932

Based on estimated marginal means

*. The mean difference is significant at the ,05 level.

b. Adjustment for multiple comparisons: Bonferroni.

4. Krim ekstrak 6%

Within-Subjects Factors

Measure: krim

waktu	Dependent Variable
1	Sebelum
2	Sesudah
3	Seminggu
4	Duaminggu
5	Tigaminggu
6	Empatminggu

Tests of Normality

	Kolmogorov-Smirnov ^a			Shapiro-Wilk		
	Statistic	df	Sig.	Statistic	df	Sig.
Standardized Residual for sebelum	,335	5	,069	,860	5	,228
Standardized Residual for sesudah	,300	5	,161	,836	5	,154
Standardized Residual for seminggu	,311	5	,129	,871	5	,269
Standardized Residual for duaminggu	,244	5	,200	,871	5	,272
Standardized Residual for tigaminggu	,359	5	,034	,820	5	,117
Standardized Residual for empatminggu	,300	5	,161	,908	5	,453

*. This is a lower bound of the true significance.

a. Lilliefors Significance Correction

Pairwise Comparisons

Measure: krim

(I) waktu	(J) waktu	Mean Difference (I-J)	Std. Error	Sig. ^b	95% Confidence Interval for Difference ^b	
					Lower Bound	Upper Bound
1	2	19,200*	2,478	,022	3,703	34,697
	3	3,800	2,267	1,000	-10,379	17,979
	4	-1,000	1,871	1,000	-12,700	10,700
	5	-4,400	2,112	1,000	-17,608	8,808
2	6	-7,800	1,772	,175	-18,882	3,282
	1	-19,200*	2,478	,022	-34,697	-3,703
	3	-15,400*	,927	,001	-21,200	-9,600
	4	-20,200*	1,158	,001	-27,440	-12,960
3	5	-23,600*	,510	,000	-26,789	-20,411
	6	-27,000*	,894	,000	-32,594	-21,406
	1	-3,800	2,267	1,000	-17,979	10,379
	2	15,400*	,927	,001	9,600	21,200
4	4	-4,800	1,020	,139	-11,178	1,578
	5	-8,200*	,860	,010	-13,580	-2,820
	6	-11,600*	,678	,001	-15,842	-7,358
	1	1,000	1,871	1,000	-10,700	12,700
5	2	20,200*	1,158	,001	12,960	27,440
	3	4,800	1,020	,139	-1,578	11,178
	5	-3,400	,678	,111	-7,642	,842
	6	-6,800*	,583	,005	-10,447	-3,153
6	1	4,400	2,112	1,000	-8,808	17,608
	2	23,600*	,510	,000	20,411	26,789
	3	8,200*	,860	,010	2,820	13,580
	4	3,400	,678	,111	-,842	7,642
6	6	-3,400*	,510	,039	-6,589	-,211
	1	7,800	1,772	,175	-3,282	18,882
	2	27,000*	,894	,000	21,406	32,594
	3	11,600*	,678	,001	7,358	15,842
6	4	6,800*	,583	,005	3,153	10,447
	5	3,400	,510	,039	,211	6,589

Based on estimated marginal means

*. The mean difference is significant at the ,05 level.

b. Adjustment for multiple comparisons: Bonferroni.

5. Krim ekstrak 9%

Within-Subjects Factors

Measure: krim

waktu	Dependent Variable
1	sebelum
2	sesudah
3	seminggu
4	duaminggu
5	tigaminggu
6	empatminggu

Tests of Normality

	Kolmogorov-Smirnov ^a			Shapiro-Wilk		
	Statistic	df	Sig.	Statistic	df	Sig.
Standardized Residual for sebelum	,206	5	,200*	,978	5	,926
Standardized Residual for sesudah	,269	5	,200*	,894	5	,376
Standardized Residual for seminggu	,253	5	,200*	,854	5	,207
Standardized Residual for duminggu	,231	5	,200*	,881	5	,314
Standardized Residual for tigaminggu	,231	5	,200*	,881	5	,314
Standardized Residual for empatminggu	,237	5	,200*	,961	5	,814

*. This is a lower bound of the true significance.

a. Lilliefors Significance Correction

Pairwise Comparisons

Measure: krim

(I) waktu	(J) waktu	Mean Difference (I-J)	Std. Error	Sig. ^b	95% Confidence Interval for Difference ^b	
					Lower Bound	Upper Bound
1	2	20,600	2,159	,010	7,099	34,101
	3	2,800	3,200	1,000	-17,213	22,813
	4	-1,800	2,596	1,000	-18,037	14,437
	5	-5,000	2,408	1,000	-20,062	10,062
	6	-7,800	2,458	,506	-23,170	7,570
2	1	-20,600	2,159	,010	-34,101	-7,099
	3	-17,800	1,393	,003	-26,511	-9,089
	4	-22,400	1,030	,000	-28,839	-15,961
	5	-25,600	1,030	,000	-32,039	-19,161
3	6	-28,400	1,208	,000	-35,957	-20,843
	1	-2,800	3,200	1,000	-22,813	17,213
	2	17,800	1,393	,003	9,089	26,511
	4	-4,600	,812	,072	-9,681	,481
4	5	-7,800	,917	,016	-13,532	-2,068
	6	-10,600	,872	,004	-16,052	-5,148
	1	1,800	2,596	1,000	-14,437	18,037
	2	22,400	1,030	,000	15,961	28,839
5	3	4,600	,812	,072	-,481	9,681
	4	-3,200	,374	,015	-5,540	-,860
	6	-6,000	,707	,016	-10,422	-1,578
	1	5,000	2,408	1,000	-10,062	20,062
6	2	25,600	1,030	,000	19,161	32,039
	3	7,800	,917	,016	2,068	13,532
	4	3,200	,374	,015	,860	5,540
	6	-2,800	,490	,070	-5,864	,264

	1	7,800	2,458	,506	-7,570	23,170
	2	28,400	1,208	,000	20,843	35,957
6	3	10,600	,872	,004	5,148	16,052
	4	6,000	,707	,016	1,578	10,422
	5	2,800	,490	,070	-,264	5,864

Based on estimated marginal means

*. The mean difference is significant at the ,05 level.

b. Adjustment for multiple comparisons: Bonferroni.

C. Luas pori

1. Kontrol negatif

Within-Subjects Factors

Measure: krim

waktu	Dependent Variable
1	sebelum
2	sesudah
3	seminggu
4	duaminggu
5	tigaminggu
6	empatminggu

Tests of Normality

	Kolmogorov-Smirnov ^a			Shapiro-Wilk		
	Statistic	df	Sig.	Statistic	df	Sig.
Standardized Residual for sebelum	,136	5	,200	,987	5	,967
Standardized Residual for sesudah	,254	5	,200	,803	5	,086
Standardized Residual for seminggu	,229	5	,200	,867	5	,254
Standardized Residual for duaminggu	,265	5	,200	,836	5	,154
Standardized Residual for tigaminggu	,258	5	,200	,782	5	,057
Standardized Residual for empatminggu	,258	5	,200	,782	5	,057

*. This is a lower bound of the true significance.

a. Lilliefors Significance Correction

Pairwise Comparisons

Measure: krim

(I) waktu	(J) waktu	Mean Difference (I-J)	Std. Error	Sig. ^b	95% Confidence Interval for Difference ^b	
					Lower Bound	Upper Bound
1	2	-20,400	,678	,000	-24,642	-16,158
	3	-18,600	,678	,000	-22,842	-14,358
	4	-18,000	,707	,000	-22,422	-13,578
	5	-16,800	,663	,000	-20,948	-12,652
	6	-15,800	,663	,000	-19,948	-11,652
2	1	20,400	,678	,000	16,158	24,642
	3	1,800	,374	,129	-,540	4,140
	4	2,400	,510	,139	-,789	5,589
	5	3,600	,400	,013	1,098	6,102
	6	4,600	,400	,005	2,098	7,102

	1	18,600 [*]	,678	,000	14,358	22,842
	2	-1,800 [*]	,374	,129	-4,140	,540
3	4	,600 [*]	,400	1,000	-1,902	3,102
	5	1,800 [*]	,200	,013	,549	3,051
	6	2,800 [*]	,200	,002	1,549	4,051
	1	18,000 [*]	,707	,000	13,578	22,422
	2	-2,400 [*]	,510	,139	-5,589	,789
4	3	-,600 [*]	,400	1,000	-3,102	1,902
	5	1,200 [*]	,200	,058	-,051	2,451
	6	2,200 [*]	,200	,006	,949	3,451
	1	16,800 [*]	,663	,000	12,652	20,948
	2	-3,600 [*]	,400	,013	-6,102	-1,098
5	3	-1,800 [*]	,200	,013	-3,051	-,549
	4	-1,200 [*]	,200	,058	-2,451	,051
	6	1,000 [*]	,000	.	1,000	1,000
	1	15,800 [*]	,663	,000	11,652	19,948
	2	-4,600 [*]	,400	,005	-7,102	-2,098
6	3	-2,800 [*]	,200	,002	-4,051	-1,549
	4	-2,200 [*]	,200	,006	-3,451	-,949
	5	-1,000 [*]	,000	.	-1,000	-1,000

Based on estimated marginal means

*. The mean difference is significant at the ,05 level.

b. Adjustment for multiple comparisons: Bonferroni.

2. Kontrol positif

Within-Subjects Factors

Measure: krim

waktu	Dependent Variable
1	sebelum
2	sesudah
3	seminggu
4	duaminggu
5	tigaminggu
6	empatminggu

Tests of Normality

	Kolmogorov-Smirnov ^a			Shapiro-Wilk		
	Statistic	df	Sig.	Statistic	df	Sig.
Standardized Residual for sebelum	,253	5	,200 [*]	,854	5	,207
Standardized Residual for sesudah	,241	5	,200 [*]	,821	5	,119
Standardized Residual for seminggu	,241	5	,200 [*]	,821	5	,119
Standardized Residual for duaminggu	,237	5	,200 [*]	,961	5	,814
Standardized Residual for tigaminggu	,237	5	,200 [*]	,961	5	,814
Standardized Residual for empatminggu	,221	5	,200 [*]	,902	5	,421

*. This is a lower bound of the true significance.

a. Lilliefors Significance Correction

Pairwise Comparisons

Measure: krim

(I) waktu	(J) waktu	Mean Difference (I-J)	Std. Error	Sig. ^b	95% Confidence Interval for Difference ^b	
					Lower Bound	Upper Bound
1	2	-19,000 [*]	1,517	,004	-28,485	-9,515
	3	-17,000 [*]	1,414	,004	-25,845	-8,155
	4	-13,400 [*]	1,568	,015	-23,209	-3,591
	5	-10,400 [*]	1,568	,040	-20,209	-,591
	6	-7,200 [*]	1,625	,171	-17,362	2,962
2	1	19,000 [*]	1,517	,004	9,515	28,485
	3	2,000 [*]	,316	,048	,022	3,978
	4	5,600 [*]	,245	,000	4,068	7,132
	5	8,600 [*]	,245	,000	7,068	10,132
	6	11,800 [*]	,200	,000	10,549	13,051
3	1	17,000 [*]	1,414	,004	8,155	25,845
	2	-2,000 [*]	,316	,048	-3,978	-,022
	4	3,600 [*]	,245	,002	2,068	5,132
	5	6,600 [*]	,245	,000	5,068	8,132
	6	9,800 [*]	,374	,000	7,460	12,140
4	1	13,400 [*]	1,568	,015	3,591	23,209
	2	-5,600 [*]	,245	,000	-7,132	-4,068
	3	-3,600 [*]	,245	,002	-5,132	-2,068
	5	3,000 [*]	,000	.	3,000	3,000
	6	6,200 [*]	,200	,000	4,949	7,451
5	1	10,400 [*]	1,568	,040	,591	20,209
	2	-8,600 [*]	,245	,000	-10,132	-7,068
	3	-6,600 [*]	,245	,000	-8,132	-5,068
	4	-3,000 [*]	,000	.	-3,000	-3,000
	6	3,200 [*]	,200	,001	1,949	4,451
6	1	7,200 [*]	1,625	,171	-2,962	17,362
	2	-11,800 [*]	,200	,000	-13,051	-10,549
	3	-9,800 [*]	,374	,000	-12,140	-7,460
	4	-6,200 [*]	,200	,000	-7,451	-4,949
	5	-3,200 [*]	,200	,001	-4,451	-1,949

Based on estimated marginal means

*. The mean difference is significant at the ,05 level.

b. Adjustment for multiple comparisons: Bonferroni.

3. Krim ekstrak 3%

Within-Subjects Factors

Measure: krim

Waktu	Dependent Variable
1	sebelum
2	sesudah
3	seminggu
4	duaminggu
5	tigaminggu
6	empatminggu

Tests of Normality

	Kolmogorov-Smirnov ^a			Shapiro-Wilk		
	Statistic	df	Sig.	Statistic	df	Sig.
Standardized Residual for sebelum	,231	5	,200*	,881	5	,314
Standardized Residual for sesudah	,221	5	,200*	,902	5	,421
Standardized Residual for seminggu	,136	5	,200*	,987	5	,967
Standardized Residual for duaminggu	,287	5	,200*	,914	5	,490
Standardized Residual for tigaminggu	,300	5	,161*	,833	5	,146
Standardized Residual for empatminggu	,136	5	,200*	,987	5	,967

*. This is a lower bound of the true significance.

a. Lilliefors Significance Correction

Pairwise Comparisons

Measure: krim

(I) waktu	(J) waktu	Mean Difference (I-J)	Std. Error	Sig. ^b	95% Confidence Interval for Difference ^b	
					Lower Bound	Upper Bound
1	2	-19,200*	,583	,000	-22,847	-15,553
	3	-17,400*	,510	,000	-20,589	-14,211
	4	-14,600*	,678	,000	-18,842	-10,358
	5	-12,400*	,812	,002	-17,481	-7,319
	6	-9,400*	,678	,002	-13,642	-5,158
2	1	19,200*	,583	,000	15,553	22,847
	3	1,800*	,200	,013	,549	3,051
	4	4,600*	,245	,001	3,068	6,132
	5	6,800*	,374	,001	4,460	9,140
3	6	9,800*	,583	,001	6,153	13,447
	1	17,400*	,510	,000	14,211	20,589
	2	-1,800*	,200	,013	-3,051	-,549
	4	2,800*	,200	,002	1,549	4,051
	5	5,000*	,548	,012	1,575	8,425
4	6	8,000*	,548	,002	4,575	11,425
	1	14,600*	,678	,000	10,358	18,842
	2	-4,600*	,245	,001	-6,132	-3,068
	3	-2,800*	,200	,002	-4,051	-1,549
	5	2,200*	,490	,163	-,864	5,264
5	6	5,200*	,490	,007	2,136	8,264
	1	12,400*	,812	,002	7,319	17,481
	2	-6,800*	,374	,001	-9,140	-4,460
	3	-5,000*	,548	,012	-8,425	-1,575
	4	-2,200*	,490	,163	-5,264	-,864
6	6	3,000*	,632	,135	-,955	6,955
	1	9,400*	,678	,002	5,158	13,642
	2	-9,800*	,583	,001	-13,447	-6,153
	3	-8,000*	,548	,002	-11,425	-4,575
	4	-5,200*	,490	,007	-8,264	-2,136
	5	-3,000*	,632	,135	-6,955	-,955

Based on estimated marginal means

*. The mean difference is significant at the ,05 level.

b. Adjustment for multiple comparisons: Bonferroni.

4. Krim ekstrak 6%

Within-Subjects Factors

Measure: krim

waktu	Dependent Variable
1	Sebelum
2	Sesudah
3	Seminggu
4	Duaminggu
5	Tigaminggu
6	Empatminggu

Tests of Normality

	Kolmogorov-Smirnov ^a			Shapiro-Wilk		
	Statistic	df	Sig.	Statistic	df	Sig.
Standardized Residual for sebelum	,265	5	,200 [*]	,836	5	,154
Standardized Residual for sesudah	,237	5	,200 [*]	,961	5	,814
Standardized Residual for seminggu	,241	5	,200 [*]	,821	5	,119
Standardized Residual for duaminggu	,300	5	,161	,883	5	,325
Standardized Residual for tigaminggu	,231	5	,200 [*]	,881	5	,314
Standardized Residual for empatminggu	,300	5	,161	,883	5	,325

* . This is a lower bound of the true significance.

a. Lilliefors Significance Correction

Pairwise Comparisons

Measure: krim

(I) waktu	(J) waktu	Mean Difference (I-J)	Std. Error	Sig. ^b	95% Confidence Interval for Difference ^b	
					Lower Bound	Upper Bound
1	2	-19,400 [*]	1,435	,003	-28,376	-10,424
	3	-17,000 [*]	1,183	,002	-24,400	-9,600
	4	-15,000 [*]	,894	,001	-20,594	-9,406
	5	-12,800 [*]	1,200	,007	-20,305	-5,295
	6	-10,000 [*]	1,095	,012	-16,851	-3,149
2	1	19,400 [*]	1,435	,003	10,424	28,376
	3	2,400 [*]	,510	,139	-,789	5,589
	4	4,400 [*]	,600	,028	,648	8,152
	5	6,600 [*]	,510	,003	3,411	9,789
3	6	9,400 [*]	,510	,001	6,211	12,589
	1	17,000 [*]	1,183	,002	9,600	24,400
	2	-2,400 [*]	,510	,139	-5,589	,789
	4	2,000 [*]	,316	,048	,022	3,978
	5	4,200 [*]	,490	,015	1,136	7,264
4	6	7,000 [*]	,316	,000	5,022	8,978
	1	15,000 [*]	,894	,001	9,406	20,594
	2	-4,400 [*]	,600	,028	-8,152	-,648
	3	-2,000 [*]	,316	,048	-3,978	-,022
5	6	2,200 [*]	,490	,163	-,864	5,264
	1	5,000 [*]	,316	,001	3,022	6,978

5	1	12,800*	1,200	,007	5,295	20,305
	2	-6,600*	,510	,003	-9,789	-3,411
	3	-4,200*	,490	,015	-7,264	-1,136
	4	-2,200	,490	,163	-5,264	,864
	6	2,800*	,200	,002	1,549	4,051
	1	10,000*	1,095	,012	3,149	16,851
6	2	-9,400*	,510	,001	-12,589	-6,211
	3	-7,000*	,316	,000	-8,978	-5,022
	4	-5,000*	,316	,001	-6,978	-3,022
	5	-2,800*	,200	,002	-4,051	-1,549

Based on estimated marginal means

*. The mean difference is significant at the ,05 level.

b. Adjustment for multiple comparisons: Bonferroni.

5. Krim ekstrak 9%

Within-Subjects Factors

Measure: krim

waktu	Dependent Variable
1	Sebelum
2	Sesudah
3	Seminggu
4	Duaminggu
5	Tigaminggu
6	Empatminggu

Tests of Normality

	Kolmogorov-Smirnov ^a			Shapiro-Wilk		
	Statistic	df	Sig.	Statistic	df	Sig.
Standardized Residual for sebelum	,197	5	,200*	,943	5	,685
Standardized Residual for sesudah	,237	5	,200*	,961	5	,814
Standardized Residual for seminggu	,300	5	,161*	,833	5	,146
Standardized Residual for duaminggu	,237	5	,200*	,961	5	,814
Standardized Residual for tigaminggu	,231	5	,200*	,881	5	,314
Standardized Residual for empatminggu	,231	5	,200*	,881	5	,314

*. This is a lower bound of the true significance.

a. Lilliefors Significance Correction

Pairwise Comparisons

Measure: krim

(I) waktu	(J) waktu	Mean Difference (I-J)	Std. Error	Sig. ^b	95% Confidence Interval for Difference ^b	
					Lower Bound	Upper Bound
1	2	-19,000*	1,378	,002	-27,621	-10,379
	3	-16,600*	1,364	,004	-25,129	-8,071
	4	-14,200*	1,158	,004	-21,440	-6,960
	5	-12,400*	1,288	,010	-20,458	-4,342
	6	-9,400*	1,122	,017	-16,420	-2,380

	1	19,000*	1,378	,002	10,379	27,621
	3	2,400*	,245	,009	,868	3,932
2	4	4,800*	,663	,029	,652	8,948
	5	6,600*	,510	,003	3,411	9,789
	6	9,600*	,400	,000	7,098	12,102
	1	16,600*	1,364	,004	8,071	25,129
	2	-2,400*	,245	,009	-3,932	-,868
3	4	2,400*	,510	,139	-,789	5,589
	5	4,200*	,490	,015	1,136	7,264
	6	7,200*	,374	,001	4,860	9,540
	1	14,200*	1,158	,004	6,960	21,440
	2	-4,800*	,663	,029	-8,948	-,652
4	3	-2,400	,510	,139	-5,589	,789
	5	1,800	,374	,129	-,540	4,140
	6	4,800*	,374	,003	2,460	7,140
	1	12,400*	1,288	,010	4,342	20,458
	2	-6,600*	,510	,003	-9,789	-3,411
5	3	-4,200*	,490	,015	-7,264	-1,136
	4	-1,800	,374	,129	-4,140	,540
	6	3,000*	,316	,010	1,022	4,978
	1	9,400*	1,122	,017	2,380	16,420
	2	-9,600*	,400	,000	-12,102	-7,098
6	3	-7,200*	,374	,001	-9,540	-4,860
	4	-4,800*	,374	,003	-7,140	-2,460
	5	-3,000*	,316	,010	-4,978	-1,022

Based on estimated marginal means

*. The mean difference is significant at the ,05 level.

b. Adjustment for multiple comparisons: Bonferroni.

D. Kelembaban

1. Kontrol negatif

Within-Subjects Factors

Measure: krim

waktu	Dependent Variable
1	Sebelum
2	Sesudah
3	Seminggu
4	Duaminggu
5	Tigaminggu
6	Empatminggu

Tests of Normality

	Kolmogorov-Smirnov ^a			Shapiro-Wilk		
	Statistic	df	Sig.	Statistic	df	Sig.
Standardized Residual for sebelum	,202	5	,200 [*]	,915	5	,501
Standardized Residual for sesudah	,231	5	,200 [*]	,881	5	,314
Standardized Residual for seminggu	,273	5	,200 [*]	,852	5	,201
Standardized Residual for duaminggu	,237	5	,200 [*]	,961	5	,814
Standardized Residual for tigaminggu	,231	5	,200 [*]	,881	5	,314
Standardized Residual for empatminggu	,231	5	,200 [*]	,881	5	,314

*. This is a lower bound of the true significance.

a. Lilliefors Significance Correction

Pairwise Comparisons

Measure: krim

(I) waktu	(J) waktu	Mean Difference (I-J)	Std. Error	Sig. ^b	95% Confidence Interval for Difference ^b	
					Lower Bound	Upper Bound
1	2	10,800 [*]	1,241	,014	3,039	18,561
	3	9,400 [*]	1,208	,022	1,843	16,957
	4	7,400 [*]	1,122	,041	,380	14,420
	5	6,200	1,393	,169	-2,511	14,911
	6	5,200	1,530	,409	-4,367	14,767
2	1	-10,800 [*]	1,241	,014	-18,561	-3,039
	3	-1,400 [*]	,400	,373	-3,902	1,102
	4	-3,400 [*]	,245	,002	-4,932	-1,868
	5	-4,600 [*]	,400	,005	-7,102	-2,098
3	6	-5,600 [*]	,400	,002	-8,102	-3,098
	1	-9,400 [*]	1,208	,022	-16,957	-1,843
	2	1,400	,400	,373	-1,102	3,902
	4	-2,000	,548	,326	-5,425	1,425
	5	-3,200	,735	,182	-7,796	1,396
4	6	-4,200 [*]	,663	,048	-8,348	-,052
	1	-7,400 [*]	1,122	,041	-14,420	-,380
	2	3,400 [*]	,245	,002	1,868	4,932
	3	2,000	,548	,326	-1,425	5,425
	5	-1,200	,374	,490	-3,540	1,140
5	6	-2,200	,583	,293	-5,847	1,447
	1	-6,200	1,393	,169	-14,911	2,511
	2	4,600 [*]	,400	,005	2,098	7,102
	3	3,200	,735	,182	-1,396	7,796
	4	1,200	,374	,490	-1,140	3,540
	6	-1,000	,447	1,000	-3,797	1,797
6	1	-5,200	1,530	,409	-14,767	4,367
	2	5,600 [*]	,400	,002	3,098	8,102
	3	4,200 [*]	,663	,048	,052	8,348
	4	2,200	,583	,293	-1,447	5,847
	5	1,000	,447	1,000	-1,797	3,797

Based on estimated marginal means

*. The mean difference is significant at the ,05 level.

b. Adjustment for multiple comparisons: Bonferroni.

2. Kontrol positif

Within-Subjects Factors

Measure: krim

waktu	Dependent Variable
1	Sebelum
2	Sesudah
3	Seminggu
4	Duaminggu
5	Tigaminggu
6	Empatminggu

Tests of Normality

	Kolmogorov-Smirnov ^a			Shapiro-Wilk		
	Statistic	df	Sig.	Statistic	df	Sig.
Standardized Residual for sebelum	,187	5	,200 [*]	,924	5	,553
Standardized Residual for sesudah	,231	5	,200 [*]	,881	5	,314
Standardized Residual for seminggu	,300	5	,161	,883	5	,325
Standardized Residual for duaminggu	,231	5	,200 [*]	,881	5	,314
Standardized Residual for tigaminggu	,231	5	,200 [*]	,881	5	,314
Standardized Residual for empatminggu	,231	5	,200 [*]	,881	5	,314

* . This is a lower bound of the true significance.

a. Lilliefors Significance Correction

Pairwise Comparisons

Measure: krim

(I) waktu	(J) waktu	Mean Difference (I-J)	Std. Error	Sig. ^b	95% Confidence Interval for Difference ^b	
					Lower Bound	Upper Bound
1	2	10,600	2,786	,285	-6,822	28,022
	3	5,400	2,657	1,000	-11,217	22,017
	4	2,600	2,713	1,000	-14,367	19,567
	5	,200	2,764	1,000	-17,087	17,487
	6	-3,400	2,400	1,000	-18,410	11,610
2	1	-10,600	2,786	,285	-28,022	6,822
	3	-5,200 [*]	,374	,002	-7,540	-2,860
	4	-8,000 [*]	,316	,000	-9,978	-6,022
	5	-10,400 [*]	,245	,000	-11,932	-8,868
3	6	-14,000 [*]	,447	,000	-16,797	-11,203
	1	-5,400	2,657	1,000	-22,017	11,217
	2	5,200 [*]	,374	,002	2,860	7,540
	4	-2,800 [*]	,374	,026	-5,140	-,460
	5	-5,200 [*]	,490	,007	-8,264	-2,136
4	6	-8,800 [*]	,583	,002	-12,447	-5,153
	1	-2,600	2,713	1,000	-19,567	14,367
	2	8,000 [*]	,316	,000	6,022	9,978
	3	2,800 [*]	,374	,026	,460	5,140
	5	-2,400 [*]	,245	,009	-3,932	-,868
5	6	-6,000 [*]	,447	,003	-8,797	-3,203
	1	-,200	2,764	1,000	-17,487	17,087
	2	10,400 [*]	,245	,000	8,868	11,932
	3	5,200 [*]	,490	,007	2,136	8,264
	4	2,400 [*]	,245	,009	,868	3,932
	6	-3,600 [*]	,400	,013	-6,102	-1,098

	1	3,400 ⁻	2,400	1,000	-11,610	18,410
	2	14,000 ⁻	,447	,000	11,203	16,797
6	3	8,800 ⁻	,583	,002	5,153	12,447
	4	6,000 ⁻	,447	,003	3,203	8,797
	5	3,600 ⁻	,400	,013	1,098	6,102

Based on estimated marginal means

*. The mean difference is significant at the ,05 level.

b. Adjustment for multiple comparisons: Bonferroni.

3. Krim ekstrak 3%

Within-Subjects Factors

Measure: krim

waktu	Dependent Variable
1	Sebelum
2	Sesudah
3	Seminggu
4	Duaminggu
5	Tigaminggu
6	Empatminggu

Tests of Normality

	Kolmogorov-Smirnov ^a			Shapiro-Wilk		
	Statistic	df	Sig.	Statistic	df	Sig.
Standardized Residual for sebelum	,141	5	,200 [*]	,979	5	,928
Standardized Residual for sesudah	,300	5	,161	,833	5	,146
Standardized Residual for seminggu	,221	5	,200 [*]	,902	5	,421
Standardized Residual for duaminggu	,241	5	,200 [*]	,821	5	,119
Standardized Residual for tigaminggu	,300	5	,161	,883	5	,325
Standardized Residual for empatminggu	,300	5	,161	,883	5	,325

*. This is a lower bound of the true significance.

a. Lilliefors Significance Correction

Pairwise Comparisons

Measure: krim

(I) waktu	(J) waktu	Mean Difference (I-J)	Std. Error	Sig. ^b	95% Confidence Interval for Difference ^b	
					Lower Bound	Upper Bound
1	2	8,800 ⁻	,970	,012	2,736	14,864
	3	5,000	1,095	,155	-1,851	11,851
	4	2,800	1,020	,774	-3,578	9,178
	5	,800	,735	1,000	-3,796	5,396
	6	-2,200 ⁻	,735	,603	-6,796	2,396
2	1	-8,800 ⁻	,970	,012	-14,864	-2,736
	3	-3,800 ⁻	,583	,043	-7,447	-,153
	4	-6,000 ⁻	,447	,003	-8,797	-3,203
	5	-8,000 ⁻	,632	,003	-11,955	-4,045
3	6	-11,000 ⁻	,632	,001	-14,955	-7,045
	1	-5,000	1,095	,155	-11,851	1,851
	2	3,800 ⁻	,583	,043	,153	7,447
	4	-2,200 ⁻	,200	,006	-3,451	-,949
	5	-4,200 ⁻	,583	,030	-7,847	-,553
	6	-7,200 ⁻	,583	,004	-10,847	-3,553

	1	-2,800*	1,020	,774	-9,178	3,578
	2	6,000*	,447	,003	3,203	8,797
4	3	2,200*	,200	,006	,949	3,451
	5	-2,000*	,447	,166	-4,797	,797
	6	-5,000*	,447	,005	-7,797	-2,203
	1	-,800*	,735	1,000	-5,396	3,796
	2	8,000*	,632	,003	4,045	11,955
5	3	4,200*	,583	,030	,553	7,847
	4	2,000*	,447	,166	-,797	4,797
	6	-3,000*	,000	.	-3,000	-3,000
	1	2,200*	,735	,603	-2,396	6,796
	2	11,000*	,632	,001	7,045	14,955
6	3	7,200*	,583	,004	3,553	10,847
	4	5,000*	,447	,005	2,203	7,797
	5	3,000*	,000	.	3,000	3,000

Based on estimated marginal means

*. The mean difference is significant at the ,05 level.

b. Adjustment for multiple comparisons: Bonferroni.

4. Krim ekstrak 6%

Within-Subjects Factors

Measure: krim

Waktu	Dependent Variable
1	Sebelum
2	Sesudah
3	Seminggu
4	Duaminggu
5	Tigaminggu
6	Empatminggu

Tests of Normality

	Kolmogorov-Smirnov ^a			Shapiro-Wilk		
	Statistic	df	Sig.	Statistic	df	Sig.
Standardized Residual for sebelum	,221	5	,200*	,902	5	,421
Standardized Residual for sesudah	,221	5	,200*	,902	5	,421
Standardized Residual for seminggu	,241	5	,200*	,821	5	,119
Standardized Residual for duaminggu	,241	5	,200*	,821	5	,119
Standardized Residual for tigaminggu	,136	5	,200*	,987	5	,967
Standardized Residual for empatminggu	,231	5	,200*	,881	5	,314

*. This is a lower bound of the true significance.

a. Lilliefors Significance Correction

Pairwise Comparisons

Measure: krim

(I) waktu	(J) waktu	Mean Difference (I-J)	Std. Error	Sig. ^b	95% Confidence Interval for Difference ^b	
					Lower Bound	Upper Bound
1	2	9,000 [*]	,894	,008	3,406	14,594
	3	5,200 [*]	,663	,021	1,052	9,348
	4	3,200 [*]	,374	,015	,860	5,540
	5	1,200	,800	1,000	-3,803	6,203
	6	-1,600	,812	1,000	-6,681	3,481
2	1	-9,000 [*]	,894	,008	-14,594	-3,406
	3	-3,800 [*]	,583	,043	-7,447	-,153
	4	-5,800 [*]	,663	,014	-9,948	-1,652
	5	-7,800 [*]	1,020	,024	-14,178	-1,422
3	6	-10,600 [*]	,748	,002	-15,280	-5,920
	1	-5,200 [*]	,663	,021	-9,348	-1,052
	2	3,800 [*]	,583	,043	,153	7,447
	4	-2,000 [*]	,316	,048	-3,978	-,022
	5	-4,000 [*]	,447	,013	-6,797	-1,203
	6	-6,800 [*]	,490	,002	-9,864	-3,736
4	1	-3,200 [*]	,374	,015	-5,540	-,860
	2	5,800 [*]	,663	,014	1,652	9,948
	3	2,000 [*]	,316	,048	,022	3,978
	5	-2,000	,548	,326	-5,425	1,425
5	6	-4,800 [*]	,583	,018	-8,447	-1,153
	1	-1,200	,800	1,000	-6,203	3,803
	2	7,800 [*]	1,020	,024	1,422	14,178
	3	4,000 [*]	,447	,013	1,203	6,797
	4	2,000	,548	,326	-1,425	5,425
	6	-2,800	,583	,130	-6,447	,847
6	1	1,600	,812	1,000	-3,481	6,681
	2	10,600 [*]	,748	,002	5,920	15,280
	3	6,800 [*]	,490	,002	3,736	9,864
	4	4,800 [*]	,583	,018	1,153	8,447
	5	2,800	,583	,130	-,847	6,447

Based on estimated marginal means

*. The mean difference is significant at the ,05 level.

b. Adjustment for multiple comparisons: Bonferroni.

5. Krim ekstrak 9%**Within-Subjects Factors**

Measure: krim

Waktu	Dependent Variable
1	Sebelum
2	Sesudah
3	Seminggu
4	Duaminggu
5	Tigaminggu
6	Empatminggu

Tests of Normality

	Kolmogorov-Smirnov ^a			Shapiro-Wilk		
	Statistic	df	Sig.	Statistic	df	Sig.
Standardized Residual for sebelum	,246	5	,200 [*]	,956	5	,777
Standardized Residual for sesudah	,241	5	,200 [*]	,821	5	,119
Standardized Residual for seminggu	,300	5	,161	,883	5	,325
Standardized Residual for duaminggu	,231	5	,200 [*]	,881	5	,314
Standardized Residual for tigaminggu	,237	5	,200 [*]	,961	5	,814
Standardized Residual for empatminggu	,231	5	,200 [*]	,881	5	,314

*. This is a lower bound of the true significance.

a. Lilliefors Significance Correction

Pairwise Comparisons

Measure: krim

(I) waktu	(J) waktu	Mean Difference (I-J)	Std. Error	Sig. ^b	95% Confidence Interval for Difference ^b	
					Lower Bound	Upper Bound
1	2	8,200 [*]	,735	,006	3,604	12,796
	3	4,200 [*]	,583	,030	,553	7,847
	4	2,400	,600	,242	-1,352	6,152
	5	-,400	,245	1,000	-1,932	1,132
2	6	-2,600 [*]	,510	,105	-5,789	,589
	1	-8,200 [*]	,735	,006	-12,796	-3,604
	3	-4,000 [*]	,632	,048	-7,955	-,045
	4	-5,800 [*]	,735	,021	-10,396	-1,204
3	5	-8,600 [*]	,600	,002	-12,352	-4,848
	6	-10,800 [*]	,374	,000	-13,140	-8,460
	1	-4,200 [*]	,583	,030	-7,847	-,553
	2	4,000 [*]	,632	,048	,045	7,955
4	4	-1,800 [*]	,200	,013	-3,051	-,549
	5	-4,600 [*]	,400	,005	-7,102	-2,098
	6	-6,800 [*]	,374	,001	-9,140	-4,460
	1	-2,400	,600	,242	-6,152	1,352
5	2	5,800 [*]	,735	,021	1,204	10,396
	3	1,800 [*]	,200	,013	,549	3,051
	5	-2,800	,490	,070	-5,864	,264
	6	-5,000 [*]	,447	,005	-7,797	-2,203
6	1	,400	,245	1,000	-1,132	1,932
	2	8,600 [*]	,600	,002	4,848	12,352
	3	4,600 [*]	,400	,005	2,098	7,102
	4	2,800	,490	,070	-,264	5,864
6	6	-2,200	,374	,063	-4,540	,140
	1	2,600	,510	,105	-,589	5,789
	2	10,800 [*]	,374	,000	8,460	13,140
	3	6,800 [*]	,374	,001	4,460	9,140
6	4	5,000 [*]	,447	,005	2,203	7,797
	5	2,200	,374	,063	-,140	4,540

Based on estimated marginal means

*. The mean difference is significant at the ,05 level.

b. Adjustment for multiple comparisons: Bonferroni.

Lampiran 20. Hasil uji statistik peningkatan persen kolagen, elastisitas, kelembaban dan luas pori dengan nilai AUC (*One Way anova*)

1. Kolagen

Tests of Normality

	Kolmogorov-Smirnov ^a			Shapiro-Wilk		
	Statistic	df	Sig.	Statistic	df	Sig.
Standardized Residual for NilaiAUC	,110	25	,200	,973	25	,726

*. This is a lower bound of the true significance.

a. Lilliefors Significance Correction

ANOVA

NilaiAUC

	Sum of Squares	df	Mean Square	F	Sig.
Between Groups	148906,060	4	37226,515	9,036	,000
Within Groups	82393,200	20	4119,660		
Total	231299,260	24			

Homogeneous subsets

NilaiAUC

Tukey HSD^a

KRIM	N	Subset for alpha = 0.05	
		1	2
Kontrol negatif	5	1630,300	
ekstrak 9%	5		1789,000
ekstrak 6%	5		1793,600
ekstrak 3%	5		1795,000
kontrol positif	5		1863,900
Sig.		1,000	,377

Means for groups in homogeneous subsets are displayed.

a. Uses Harmonic Mean Sample Size = 5,000.

2. Elastisitas

Tests of Normality

	Kolmogorov-Smirnov ^a			Shapiro-Wilk		
	Statistic	df	Sig.	Statistic	df	Sig.
Standardized Residual for nilaiAUC	,169	25	,063	,930	25	,086

a. Lilliefors Significance Correction

ANOVA

nilaiAUC

	Sum of Squares	df	Mean Square	F	Sig.
Between Groups	247291,960	4	61822,990	32,759	,000
Within Groups	37743,600	20	1887,180		
Total	285035,560	24			

Homogeneous subsets

NilaiAUC

Tukey HSD^a

KRIM	N	Subset for alpha = 0.05		
		1	2	3
kontrol negatif	5	1489,800		
ekstrak 6%	5		1658,800	
ekstrak 3%	5		1659,000	
ekstrak 9%	5		1688,400	
kontrol positif	5			1800,300
Sig.		1,000	,816	1,000

Means for groups in homogeneous subsets are displayed.

a. Uses Harmonic Mean Sample Size = 5,000.

3. Kelembaban**Tests of Normality**

	Kolmogorov-Smirnov ^a			Shapiro-Wilk		
	Statistic	df	Sig.	Statistic	df	Sig.
Standardized Residual for nilaiAUC	,127	25	,200*	,935	25	,113

*. This is a lower bound of the true significance.

a. Lilliefors Significance Correction

ANOVA

nilaiAUC

	Sum of Squares	df	Mean Square	F	Sig.
Between Groups	34547,640	4	8636,910	20,447	,000
Within Groups	8448,300	20	422,415		
Total	42995,940	24			

Homogeneous subsets

nilaiAUC

Tukey HSD^a

krim	N	Subset for alpha = 0.05		
		1	2	3
kontrol negatif	5	207,700		
ekstrak 9%	5		277,600	
ekstrak 6%	5		279,100	
ekstrak 3%	5		280,700	
kontrol positif	5			323,300
Sig.		1,000	,999	1,000

Means for groups in homogeneous subsets are displayed.

a. Uses Harmonic Mean Sample Size = 5,000.

4. Luas pori**5. Tests of Normality**

	Kolmogorov-Smirnov ^a			Shapiro-Wilk		
	Statistic	df	Sig.	Statistic	df	Sig.
Standardized Residual for nilaiauc	,126	25	,200*	,972	25	,689

*. This is a lower bound of the true significance.

a. Lilliefors Significance Correction

ANOVA

nilai auc pori

	Sum of Squares	df	Mean Square	F	Sig.
Between Groups	38270,560	4	9567,640	7,938	,001
Within Groups	24106,400	20	1205,320		
Total	62376,960	24			

Homogeneous subsets

nilai auc pori

Tukey HSD^a

krim	N	Subset for alpha = 0.05		
		1	2	3
kontrol positif	5	732,800		
ekstrak 3%	5	783,000	783,000	
ekstrak 9%	5	796,700	796,700	796,700
ekstrak 6%	5		800,000	800,000
kontrol negatif	5			855,200
Sig.		,059	,935	,096

Means for groups in homogeneous subsets are displayed.

a. Uses Harmonic Mean Sample Size = 5,000.

Lampiran 21. Hasil Uji keamanan primer dan okuler krim pada kelinci

A. Uji keamanan primer

Sediaan	Replikasi	Respon setelah pemberian sediaan					
		24 jam		48 jam		72 jam	
		Eritema	Udema	Eritema	Udema	Eritema	Udema
Krim kontrol negatif	1	0	0	0	0	0	0
	2	0	0	0	0	1	0
	3	0	0	0	0	0	0
Total		0	0	0	0	1	0
IIPR		0,25					
Kesimpulan		Krim sangat sedikit mengiritasi					
Krim ekstrak 3%	1	0	0	0	0	1	0
	2	0	0	0	0	0	0
	3	0	0	0	0	0	0
Total		0	0	0	0	1	0
IIPR		0,25					
Kesimpulan		Krim sangat sedikit mengiritasi					
Krim ekstrak 6%	1	0	0	0	0	0	0
	2	0	0	0	0	1	0
	3	0	0	0	0	0	0
Total		0	0	0	0	1	0
IIPR		0,25					
Kesimpulan		Krim sangat sedikit mengiritasi					
Krim ekstrak 9%	1	0	0	0	0	0	0
	2	0	0	0	0	1	0
	3	0	0	0	0	0	0
Total		0	0	0	0	1	0
IIPR		0,25					
Kesimpulan		Krim sangat sedikit mengiritasi					

IIPR : Indeks Iritasi Primer

Indeks iritasi primer = $\frac{\text{Jumlah eritema}_{24/48/72\text{jam}} + \text{Jumlah edema}_{24/48/72\text{jam}}}{\text{Jumlah kelinci}}$

- 1) Krim kontrol negatif = $\frac{1}{4} = 0,25$
- 2) Krim ekstrak kulit buah rambutan 3% = $\frac{1}{4} = 0,25$
- 3) Krim ekstrak kulit buah rambutan 6% = $\frac{1}{4} = 0,25$
- 4) Krim ekstrak kulit buah rambutan 9% = $\frac{1}{4} = 0,25$

B. Uji keamanan okuler

Sediaan	Replikasi	Respon setelah pemberian sediaan											
		Skor iris			Skor kornea			Skor konjungtiva			Skor kemosi		
		24	48	72	24	48	72	24	48	72	24	48	72
Krim kontrol negatif	1	0	0	0	0	0	0	0	0	0	0	0	0
	2	0	0	0	0	0	0	0	0	0	0	0	0
	3	0	0	0	0	0	0	0	0	0	0	0	0
Total		0	0	0	0	0	0	0	0	0	0	0	0
IIO		0											
Kesimpulan		Krim tidak mengiritasi											
Krim ekstrak 3%	1	0	0	0	0	0	0	0	0	0	0	0	0
	2	0	0	0	0	0	0	0	0	0	0	0	0
	3	0	0	0	0	0	0	0	0	0	0	0	0
Total		0	0	0	0	0	0	0	0	0	0	0	0
IIO		0											
Kesimpulan		Krim tidak mengiritasi											
Krim ekstrak 6%	1	0	0	0	0	0	0	0	0	0	0	0	0
	2	0	0	0	0	0	0	0	0	0	0	0	0
	3	0	0	0	0	0	0	0	0	0	0	0	0
Total		0	0	0	0	0	0	0	0	0	0	0	0
IIO		0											
Kesimpulan		Krim tidak mengiritasi											
Krim ekstrak 9%	1	0	0	0	0	0	0	0	0	0	0	0	0
	2	0	0	0	0	0	0	0	0	0	0	0	0
	3	0	0	0	0	0	0	0	0	0	0	0	0
Total		0	0	0	0	0	0	0	0	0	0	0	0
IIO		0											
Kesimpulan		Krim tidak mengiritasi											

IIO : Indeks Iritasi Okuler